

Alaska Department of Corrections

Division of Administrative Services



2007 Offender Profile

www.correct.state.ak.us/corrections/admin

Mission Statement

The Alaska Department of Corrections enhances the safety of our communities. We provide secure confinement, reformative programs, and a process of supervised community reintegration.

Commissioner's Letter



The Mission of the Department of Corrections is to enhance the safety of our communities while providing secure confinement, reformatory programs, and a process of supervised community reintegration.

I am pleased to make this profile available on line. This report is based on our best information and serves as a snapshot of a typical day. Data comes from our Offender Tracking Information System (OTIS), and is meant to give a general summary of Alaska's offender population.

The 2007 Offender Profile – which encompasses many hours of research and calculation on the part of department staff – serves as a valuable tool for our department in the successful accomplishment of our mission.

A handwritten signature in black ink, appearing to read 'Joe Schmidt', with a stylized flourish at the end.

Joe Schmidt
Commissioner

Table of Contents

List of Tables

Trends

Notes	6
Total Offender Population Based on Monthly Averages - January 2005 to December 2007	7
Total Admissions - January 2005 to December 2007	7

Institutions

Institution Address List	9
Number of Offenders in Institutions	10
Demographic Information for Offenders in Institutions	11
Length of Time from Admission for Offenders in Institutions	11
Offense Classifications of Offenders in Institutions	14
Crime Classifications by Class/Sex/Ethnicity	19

Community Residential Centers (CRC's)

Facility Address List	22
Number of Offenders in Community Residential Centers	23
Demographic Information for Offenders in Community Residential Centers	24
Length of Time from Admission for Offenders in CRC's	24
Offense Classifications of Offenders in Community Residential Centers	27
Crime Classifications by Class/Sex/Ethnicity	31

Focus 2007 Groups of Particular Interest

Alaska Natives	35
Distribution of Alaska Natives	36
Demographic Information for Alaska Native Offenders	37
Offense Classifications of Alaska Native Offenders	38
Juveniles	42
Distribution of Juvenile Offenders	43
Demographic Information for Juvenile Offenders	44
Offense Classifications of Juvenile Offenders	45
Seniors	47
Distribution of Senior Offenders	48
Demographic Information for Senior Offenders	49
Offense Classifications of Senior Offenders	50
Sex Offenders	52
Distribution of Sex Offenders	53
Demographic Information for Sex Offenders	54
Offense Classifications for Sex Offenders	55
Substance Abusers	56
Distribution of Substance Abuse Offenders	57
Demographic Information for Substance Abuse Offenders	58
Offense Classifications of Substance Abuse Offenders	59
Long Term Offenders	60
Distribution of Long Term Offenders	61
Demographic Information for Long Term Offenders	62
Offense Classifications of Long Term Offenders	63

Probation and Parole

Notes	64
Supervising Authority for Probationers/Parolees	65
Demographic Information for Probationers/Parolees	66

List of Charts

Trends

State vs Offender Populations 1985 - 2007	7
Female Admissions by Year 2003 - 2007	8
Male Admissions by Year 2003 - 2007	8
Total Admissions by Year 2003 - 2007	8

Institutions

Institutional Offenders by Sex	10
Institutional Offenders by Race/Ethnicity	12
Institutional Offenders by Age Group	12
Length of Time from Admission - Institutional Offenders	13
Institutional Offenders by Offense Class	18
Offense Class by Sex	18

Community Residential Centers (CRC's)

CRC Offenders by Sex	23
CRC Offenders by Race/Ethnicity	25
CRC Offenders by Age Group	25
Length of Time from Admission - CRC Offenders	26
CRC Offenders by Offense Class	30
Offense Class by Sex	30

Focus 2007 Groups of Particular Interest

Alaska Native

Alaska Native Offenders Length of Time from Admission	37
Alaska Native Offenders by Sex, Offense Class	41

Juveniles

Juvenile Offenders by Race/Ethnicity	44
--	----

Seniors

Length of Time from Admission for Senior Offenders	49
--	----

Sex Offenders

Sex Offenders by Age Group	55
----------------------------------	----

Long Term Offenders

Race Comparison of Long Term vs Institutional Offenders	61
Age Group Comparison of Long Term vs Institutional Offenders	62

Probation and Parole

Probationers/Parolees by Sex	65
------------------------------------	----

Questions regarding data in this report may be e-mailed to: Bonnie.Walters@alaska.gov

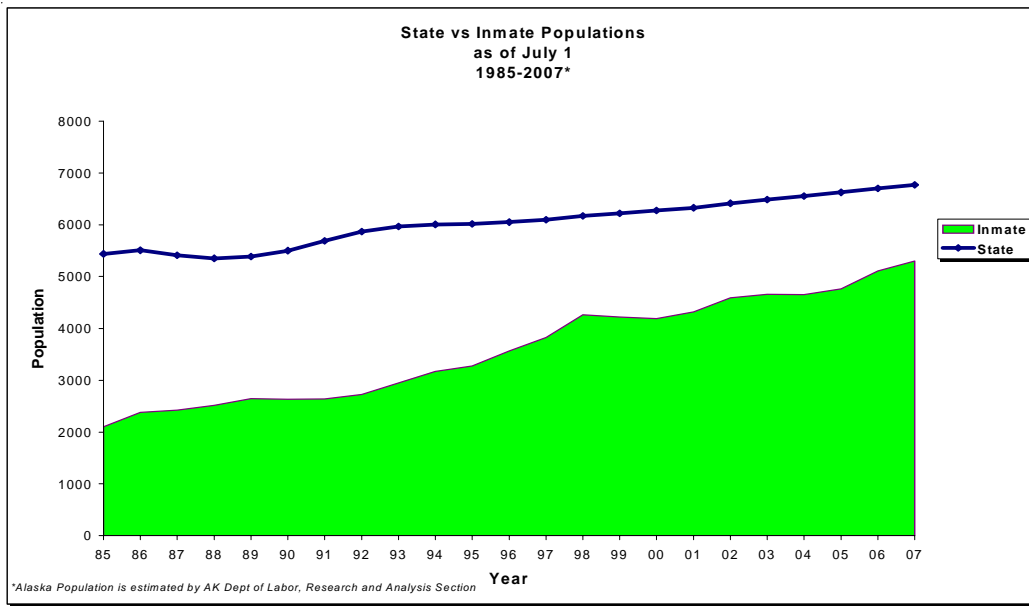
Trends

Notes:

Count and admissions data include information about all offenders under the jurisdiction of the state of Alaska who are entered into the OTIS database.

Count information consists of monthly averages of daily counts; incarcerated offenders not entered into the OTIS database when a count was tallied were not included.

Admissions data includes all criminal admits (except transfers) for all offenders.

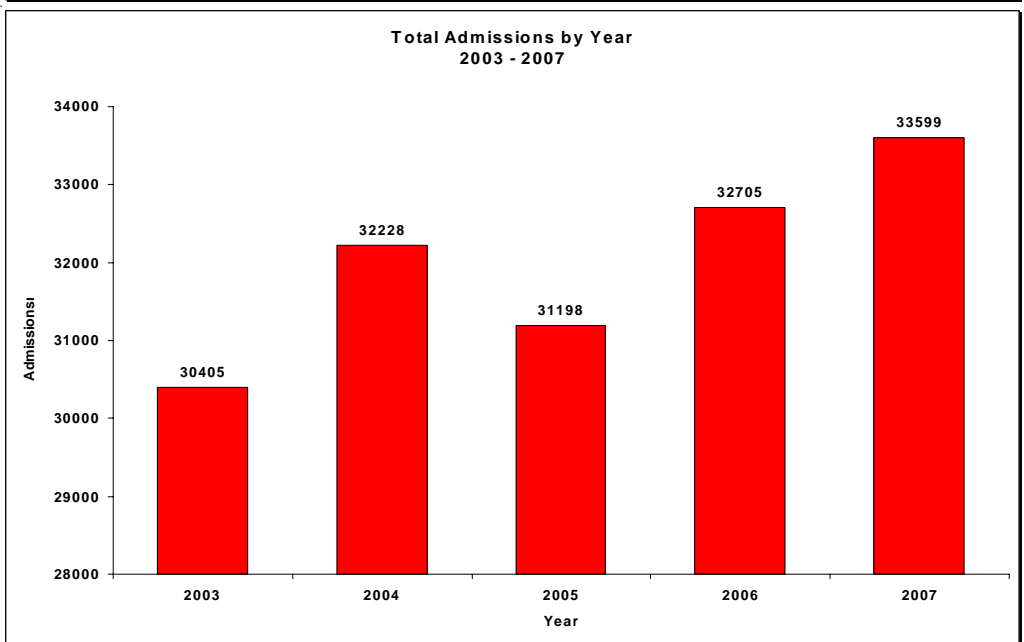
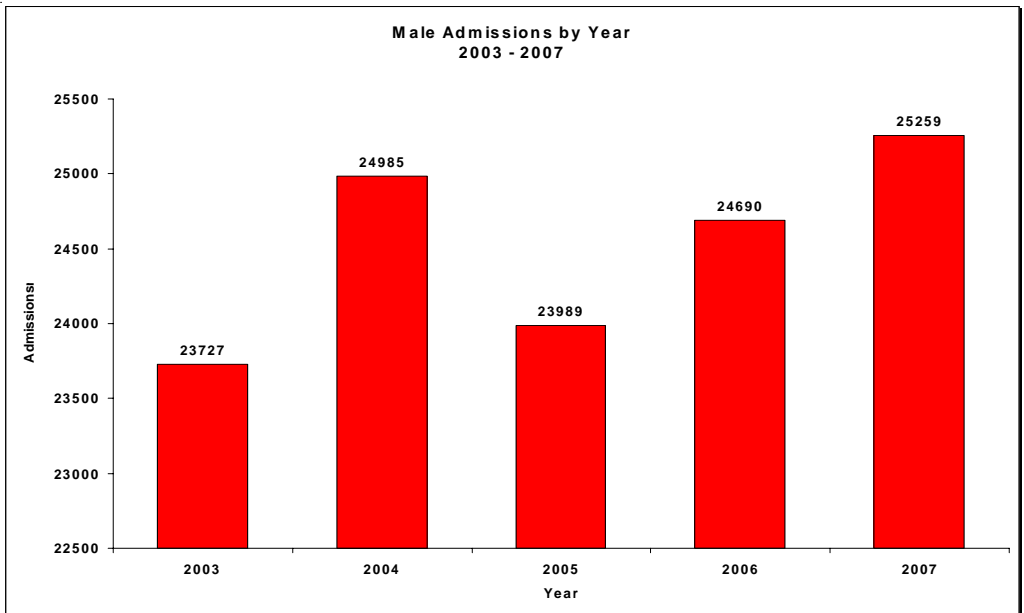
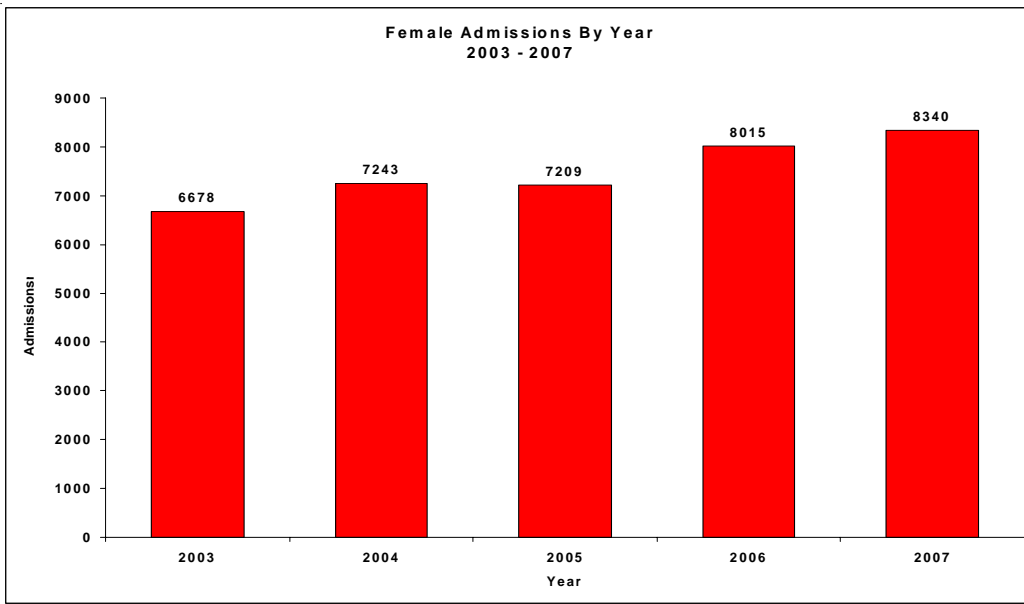


Total Offender Population Based on Monthly Averages - January 2005 to December 2007
Includes all Offenders in all Facilities (CCs and CRCs)

YEAR Month	2005			2006			2007		
	Female	Male	Total	Female	Male	Total	Female	Male	Total
January	453	4338	4791	493	4507	5000	526	4682	5208
February	447	4391	4838	512	4489	5001	556	4670	5226
March	465	4403	4868	486	4538	5024	550	4657	5207
April	466	4377	4843	484	4589	5073	579	4721	5300
May	484	4339	4823	523	4594	5117	610	4822	5432
June	474	4331	4805	530	4543	5073	607	4679	5286
July	484	4408	4892	512	4596	5108	603	4678	5281
August	478	4434	4912	545	4584	5129	624	4703	5327
September	491	4486	4977	554	4597	5151	646	4754	5400
October	507	4558	5065	520	4689	5209	640	4742	5382
November	473	4484	4957	528	4618	5146	639	4835	5474
December	472	4427	4899	510	4559	5069	638	4759	5397
Daily Avg	474	4415	4889	516	4575	5092	602	4725	5327

Total Admissions - January 2005 to December 2007
Includes all Offenders in all Facilities (CCs and CRCs)

YEAR Month	2005			2006			2007		
	Female	Male	Total	Female	Male	Total	Female	Male	Total
January	599	2076	2675	630	2007	2639	681	2007	2688
February	543	1857	2400	608	1867	2475	611	1910	2521
March	574	1954	2528	635	2135	2770	672	2062	2734
April	556	1965	2521	638	2126	2764	710	2137	2847
May	613	1929	2542	737	2141	2878	729	2246	2975
June	589	1844	2433	654	2078	2732	729	2187	2916
July	653	2169	2822	744	2227	2971	735	2096	2831
August	623	2024	2647	771	2114	2885	713	2324	3037
September	642	2086	2728	695	2009	2704	651	2099	2750
October	607	2076	2683	669	2109	2778	720	2085	2805
November	542	1926	2468	586	1857	2443	717	2103	2820
December	668	2083	2751	648	2018	2666	672	2003	2675
Total	7209	23989	31198	8015	24690	32705	8340	25259	33599



Institutions

Institution Address List

Institution	Address	City	Zip	Superintendent	Phone
Anchorage Correct. Cmp East*	1400 E 4th Avenue	Anchorage	99501	Debbie Miller	269-4100
Anchorage Correct.Cmp West*	1300 E 4th Avenue	Anchorage	99501	Debbie Miller	269-0900
Anvil Mt. Correctional Ctr.	PO Box 730	Nome	99762	Marc Okuley	443-2241
Fairbanks Correctional Ctr.	1931 Eagan Street	Fairbanks	99701	Charles Stevenson	458-6700
Hiland Mt. Correctional Ctr.	9101 Hesterberg Rd.	Eagle River	99577	Dean Marshall	694-9511
Ketchikan Correctional Ctr.	1201 Schoenbar	Ketchikan	99901	Alan Bailey	228-7350
Lemon Ck. Correctional Ctr.	2000 Lemon Ck. Road	Juneau	99801	Scott Wellard	465-6200
Matsu Pretrial Facility	339 E Dogwood	Palmer	99645	Steve Brunger	745-0943
Palmer Correctional Ctr.	PO Box 919	Palmer	99645	Cindy Betts	745-5054
Pt. MacKenzie Correctional Farm	PO Box 877730	Wasilla	99687	Earl Houser (acting)	376-2976
Spring Ck. Correctional Ctr.	PO Box 2109	Seward	99664	Craig Turnbull	224-8200
Wildwood Correctional Ctr.	10 Chugach Avenue	Kenai	99611	Robert Hibpshman	260-7200
Wildwood Pretrial Facility	5 Chugach Avenue	Kenai	99611	Robert Hibpshman	260-7265
Yukon-Kuskowim Corr. Ctr.	Pouch 400	Bethel	99559	Chris Liu	543-5245
Red Rock Correctional Ctr.	550 W. 7th Ave., Ste 601	Anchorage	99501	Deputy Commissioner	269-7397

Notes:

* Anchorage Correctional Complex was created by a Governor's Proclamation on January 23, 2003. It is a combination of the former Anchorage Jail and Cook Inlet Pretrial Facility.

Sixth Avenue Jail closed in April 2002, the Anchorage Jail opened at the same time.

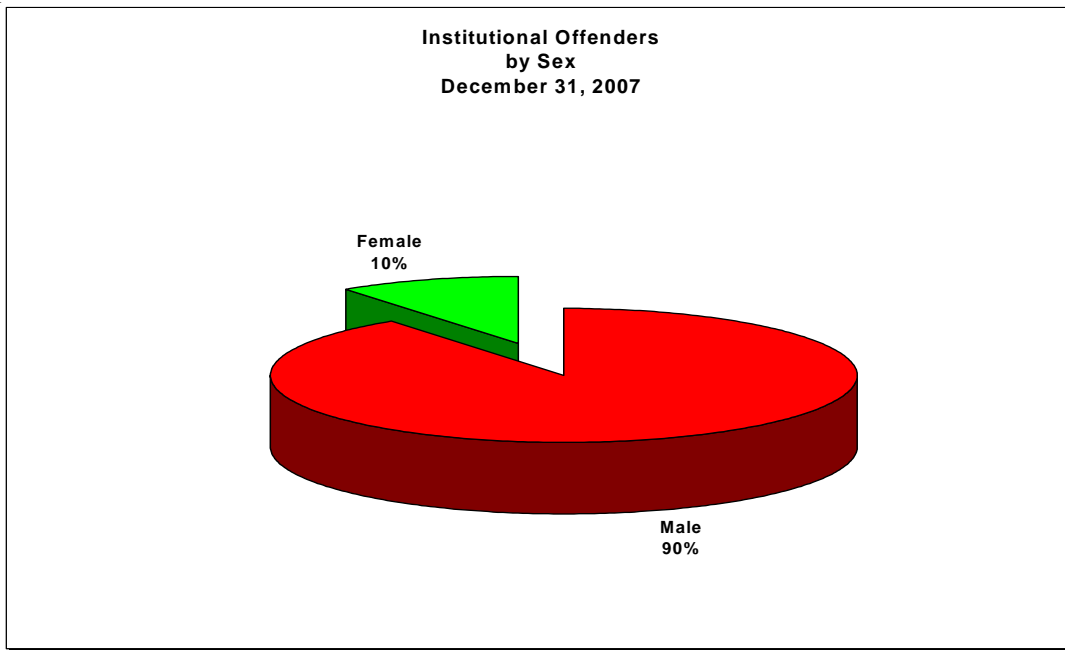
Includes information about all offenders incarcerated in in-state and out-of-state institutions who are entered into the OTIS database.

Consists of a snapshot of offenders incarcerated and entered into the OTIS database on or before December 31, 2007.

Alaska Native race category includes a small number of Native Americans not indigenous to Alaska.

Information about offenses is the most serious charge only.

Offense classes are semi-arbitrary.



**Number of Offenders in Institutions
December 31, 2003 - 2007**

Institutions	Females					Males					All Offenders				
	2007	2006	2005	2004	2003	2007	2006	2005	2004	2003	2007	2006	2005	2004	2003
In-State															
Anchorage CCE	1	1	34	18	25	456	473	421	361	372	457	474	455	379	397
Anchorage CCW	-	-	-	-	-	484	486	420	397	393	484	486	420	397	393
Anvil Mountain CC	12	10	8	10	10	101	97	116	91	72	113	107	124	101	82
Fairbanks CC	28	28	35	20	23	250	231	229	187	175	278	259	264	207	198
Hiland Mountain CC	362	311	240	204	192	-	-	73	70	69	362	311	313	274	261
Ketchikan CC	7	8	4	4	2	47	44	59	60	53	54	52	63	64	55
Lemon Creek CC	13	8	16	20	16	182	183	183	152	146	195	191	199	172	162
Mat-Su Pretrial	13	7	15	6	3	107	86	97	80	80	120	93	112	86	83
Palmer Medium CC	-	-	-	-	-	254	231	245	209	175	254	231	245	209	175
Palmer Minimum CC	-	-	-	-	-	176	133	175	172	209	176	133	175	172	209
Point Mackenzie CF	-	-	-	-	-	112	100	85	97	90	112	100	85	97	90
Spring Creek CC	-	-	-	-	-	537	465	495	491	462	537	465	495	491	462
Wildwood CC	-	-	-	-	-	254	227	254	230	236	254	227	254	230	236
Wildwood Pretrial	22	21	24	16	15	103	106	103	97	114	125	127	127	113	129
Yukon-Kuskokwim CC	7	5	4	5	4	105	98	112	112	105	112	103	116	117	109
<i>Total</i>	<i>465</i>	<i>399</i>	<i>380</i>	<i>303</i>	<i>290</i>	<i>3168</i>	<i>2960</i>	<i>3067</i>	<i>2806</i>	<i>2751</i>	<i>3633</i>	<i>3359</i>	<i>3447</i>	<i>3109</i>	<i>3041</i>
Out-of-State															
Arizona Detention Ctr	-	-	-	-	-	-	-	765	755	706	-	-	765	755	706
Red Rock CC, AZ	-	-	-	-	-	853	993	-	-	-	853	993	-	-	-
Colorado State Prison	1	1	1	-	-	2	2	1	2	2	3	3	2	2	2
Federal Bureau of Prisons	1	1	1	3	3	9	10	13	20	16	10	11	14	23	19
Minnesota State Prison	1	1	1	-	-	-	-	-	-	-	1	1	1	0	0
Washington State Prison	-	-	-	-	-	2	2	2	-	-	2	2	2	0	0
<i>Total</i>	<i>3</i>	<i>3</i>	<i>3</i>	<i>3</i>	<i>3</i>	<i>866</i>	<i>1007</i>	<i>781</i>	<i>777</i>	<i>724</i>	<i>869</i>	<i>1010</i>	<i>784</i>	<i>780</i>	<i>727</i>
Total All	468	402	383	306	293	4034	3967	3848	3583	3475	4502	4369	4231	3889	3768

Demographic Information for Offenders in Institutions
December 31, 2003-2007

Ethnicity	Females					Males					All Offenders				
	2007	2006	2005	2004	2003	2007	2006	2005	2004	2003	2007	2006	2005	2004	2003
Asian/Pacific Island	7	9	8	6	8	113	104	91	81	79	120	113	99	87	87
Black	42	26	27	22	18	443	420	415	405	391	485	446	442	427	409
Hispanic	11	6	9	8	7	94	93	89	111	86	105	99	98	119	93
Alaska Native*	159	136	132	112	117	1381	1413	1378	1319	1265	1540	1549	1510	1431	1382
White	246	223	205	156	141	1989	1922	1867	1656	1640	2235	2145	2072	1812	1781
Unknown	3	2	2	2	2	14	15	8	11	14	17	17	10	13	16
Total	468	402	383	306	293	4034	3967	3848	3583	3475	4502	4369	4231	3889	3768

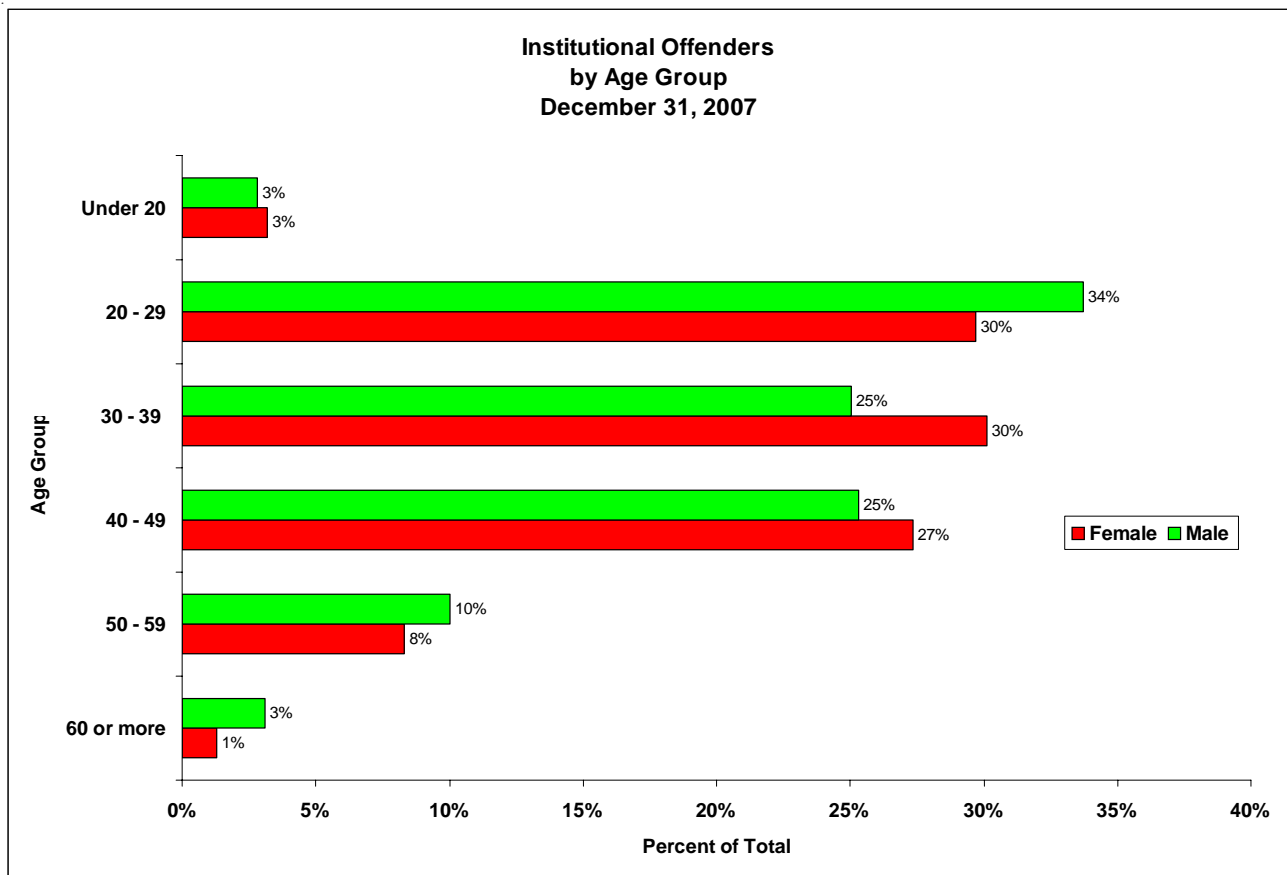
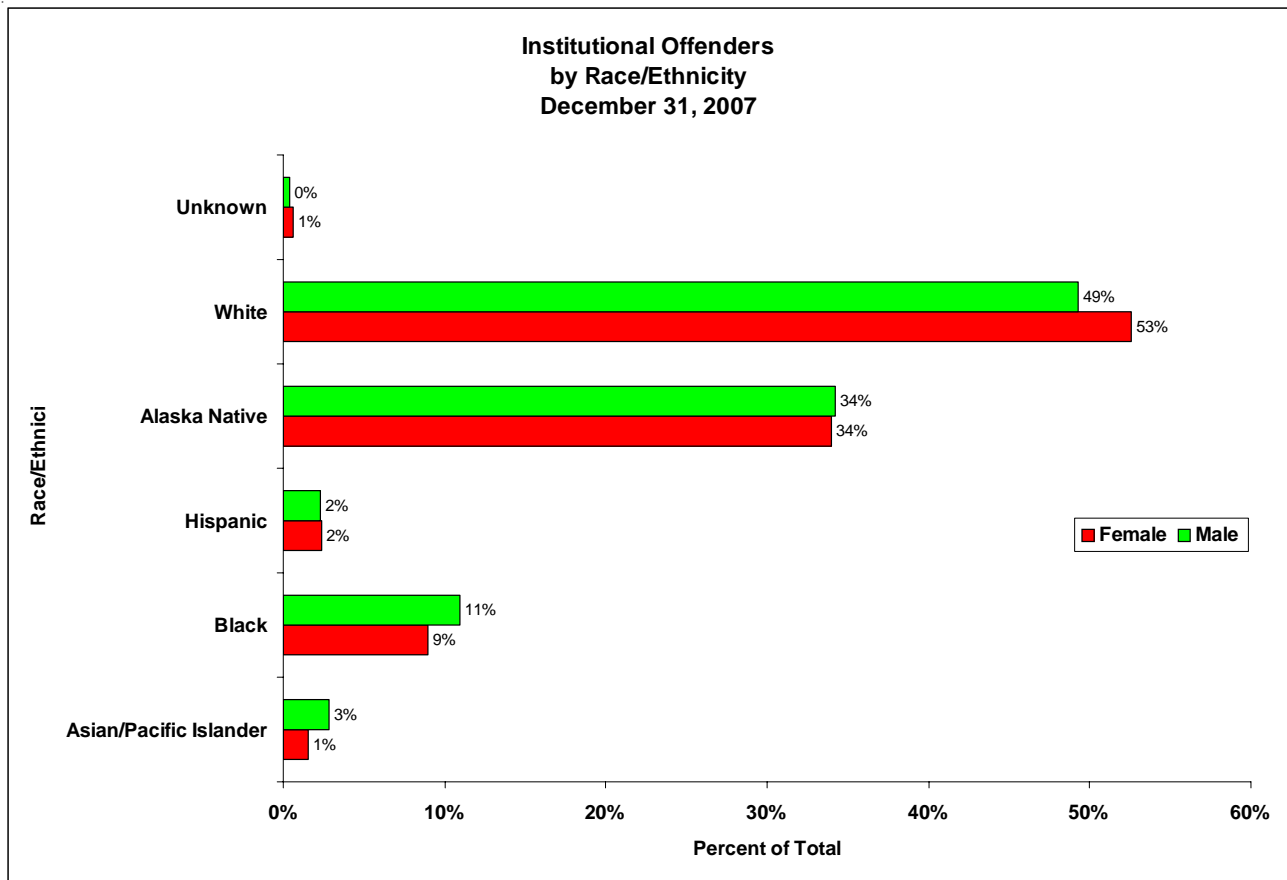
Age Group (Years)	Females					Males					All Offenders				
	2007	2006	2005	2004	2003	2007	2006	2005	2004	2003	2007	2006	2005	2004	2003
19 and Under	15	13	12	14	6	114	98	105	116	117	129	111	117	130	123
20-24	74	62	53	47	42	637	672	672	632	611	711	734	725	679	653
25-29	65	65	57	48	47	724	660	574	522	458	789	725	631	570	505
30-34	67	62	61	47	45	495	510	503	494	481	562	572	564	541	526
35-39	74	50	48	51	58	514	513	533	505	554	588	563	581	556	612
40-44	74	58	77	51	55	552	567	566	501	556	626	625	643	552	611
45-49	54	64	46	33	23	470	454	439	392	306	524	518	485	425	329
50-54	26	17	17	7	9	262	245	229	209	205	288	262	246	216	214
55-59	13	5	8	4	2	142	136	133	111	98	155	141	141	115	100
60-64	3	3	1	1	2	74	60	61	63	55	77	63	62	64	57
65 and over	3	3	3	3	4	50	52	33	38	34	53	55	36	41	38
Total	468	402	383	306	293	4034	3967	3848	3583	3475	4502	4369	4231	3889	3768

<i>Mean Age</i>	36.02	36.52	36.47
<i>Median Age</i>	35.95	35.50	35.54

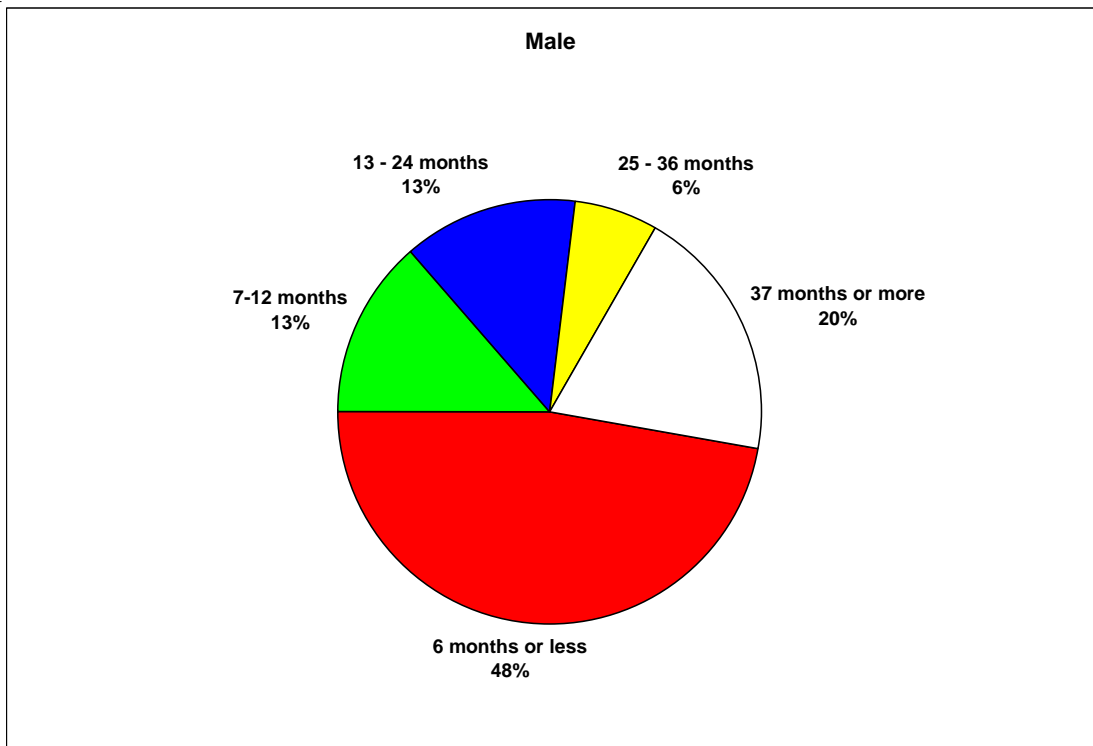
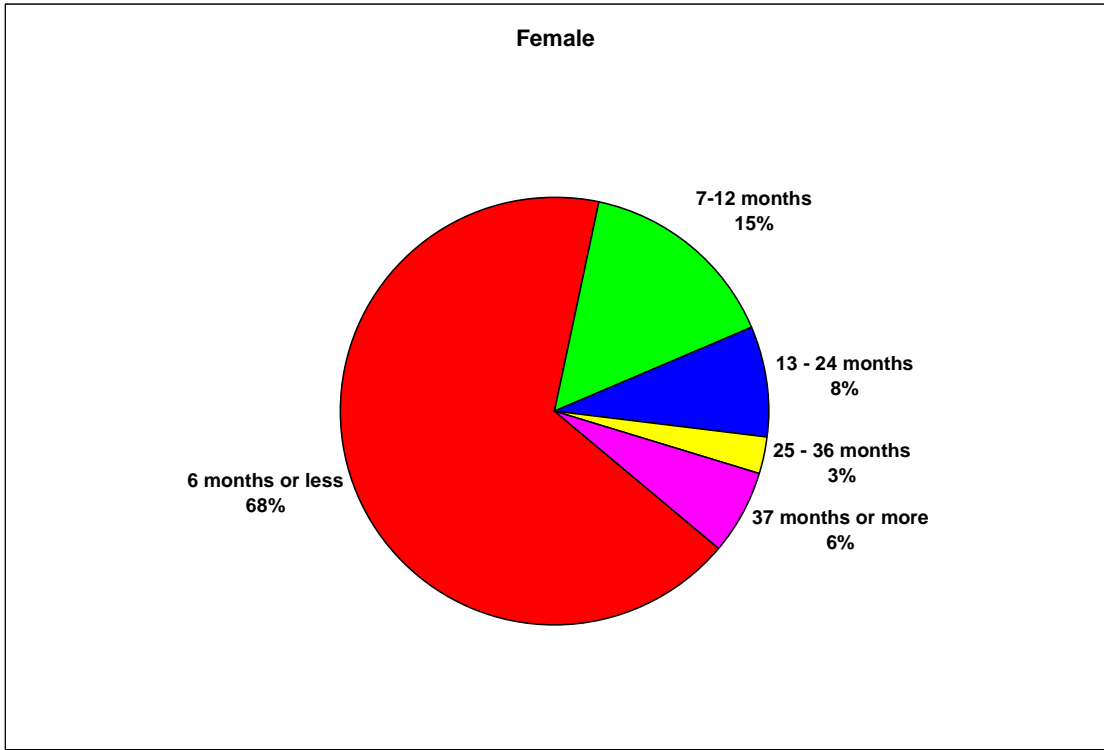
*includes a small number of Native Americans not indigenous to Alaska

Length of Time from Admissions for Offenders in Institutions
December 31, 2007

Months In	Females	Males	Total
6months or less	314	1910	2224
7 months - 12 months	72	540	612
13 months - 24 mon	39	544	583
25 months 36 months	13	257	270
37 months or more	30	783	813
Total	468	4034	4502
<i>Mean Length (months)</i>	10.59	23.56	22.21
<i>Median Length (months)</i>	3.00	7.00	7.00



Length of Time from Admission Institutional Offenders by Sex December 31, 2007



**Offense Classifications of Offenders in Institutions
December 31, 2007**

Offense Level	Female	Male	Total	Pct
Felony	372	3479	3,851	85.5%
Misdemeanor	95	553	648	14.4%
Violation	1	2	3	0.1%
Total	468	4,034	4,502	100.0%

Alcohol

Drunk Person on Licensed Premises	-	2	2	
Driving While Intoxicated	10	69	79	
Felony DWI - 2+ Priors w/in 5 Yrs	43	208	251	
Felony Refusal of Chem Test- 2+ Priors	1	12	13	
Furnish Alcohol to a Minor	-	8	8	
Illegal Liquor - Make, Possess, Sell	2	3	5	
Importation of Alcohol	2	1	3	
License or Permit Required	-	2	2	
Manuf/Sell Alcohol w/o lic - in Dry Area	-	2	2	
Minor Consuming/Possessing Alcohol	2	2	4	
Refuse to Submit to Chem Test	-	1	1	
Total	60	310	370	8.2%

Drugs

Attempted Drugs 2	1	13	14	
Attempted Drugs 3	-	4	4	
Attempted Drugs 4	1	1	2	
Conspiracy Drugs 2	1	-	1	
Misconduct - Controlled Substance 1	2	5	7	
Misconduct - Controlled Substance 2	13	64	77	
Misconduct - Controlled Substance 3	23	80	103	
Misconduct - Controlled Substance 4	40	128	168	
Misconduct - Controlled Substance 5	-	1	2	
Misconduct - Controlled Substance 6	-	2	2	
Total	81	298	379	8.4%

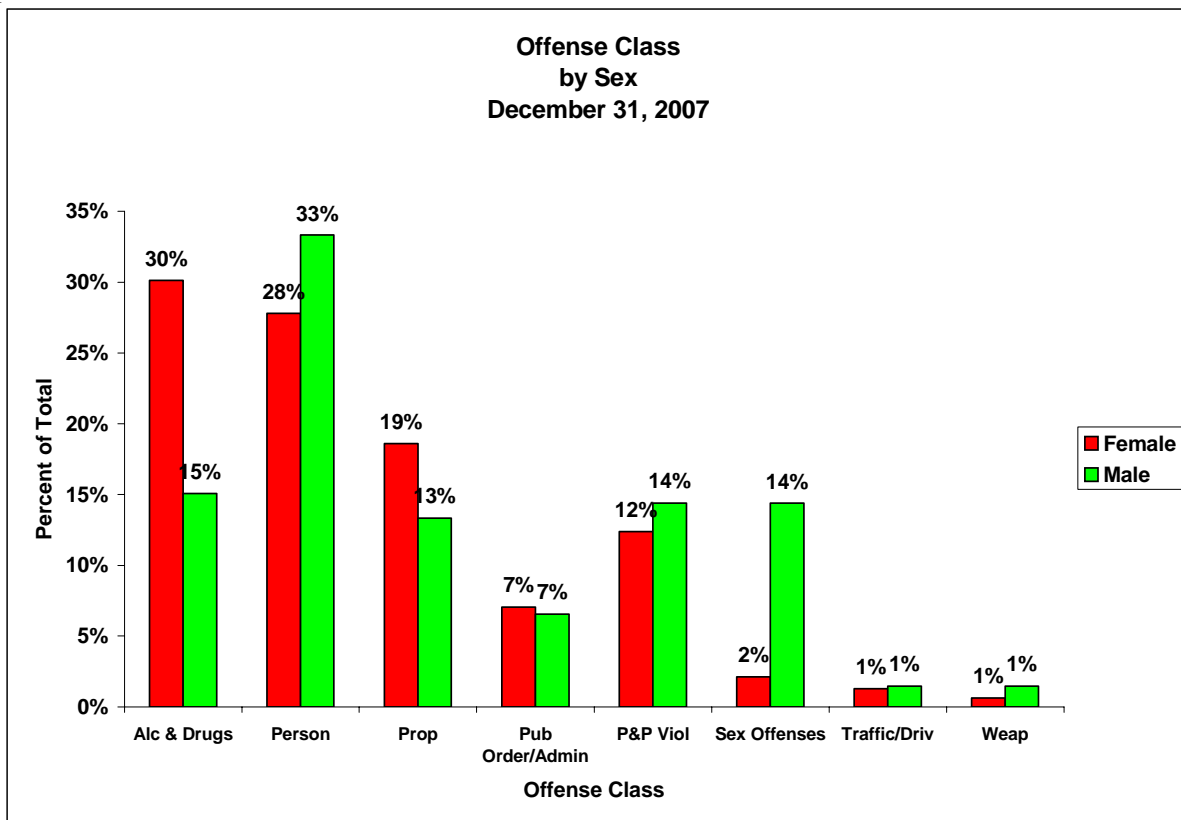
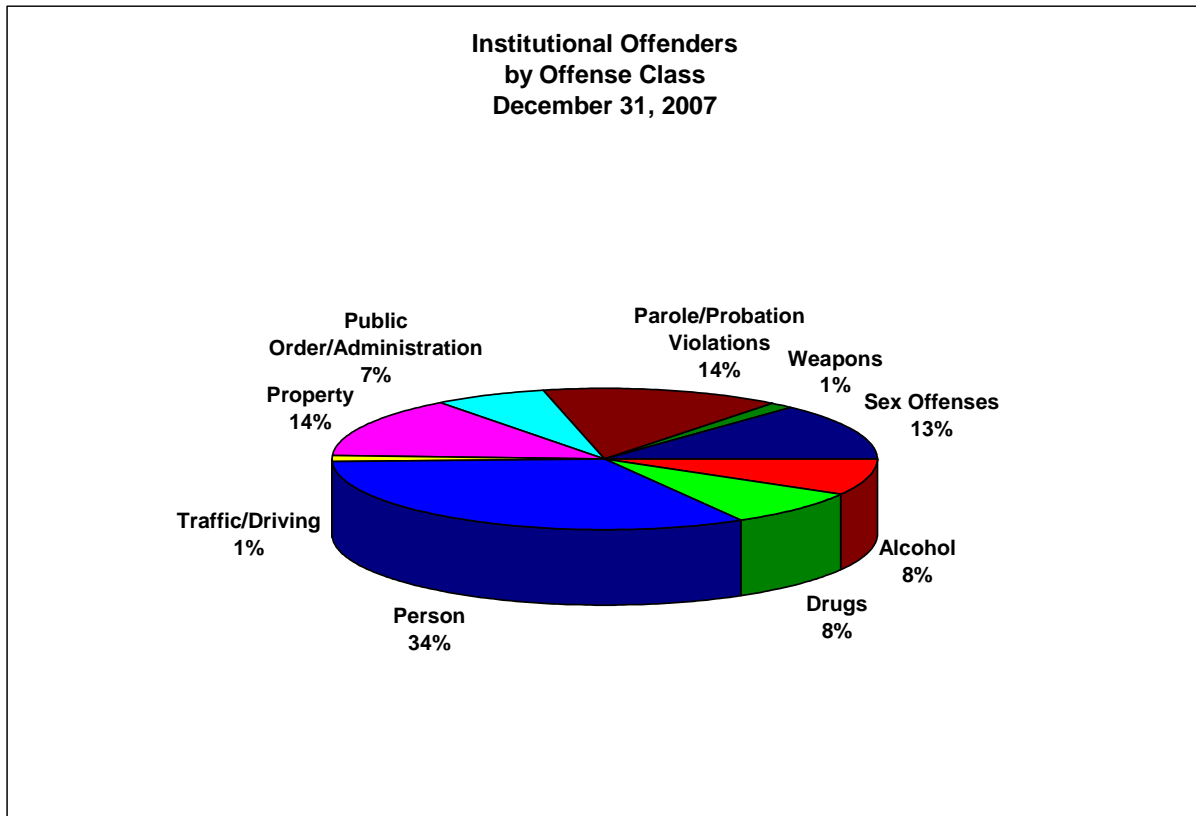
Person

Assault 1	5	86	91	
Assault 2	8	141	149	
Assault 3	22	173	195	
Assault 4	21	122	143	
Assault	6	27	33	
Attempted Assault 1	-	4	4	
Attempted Kidnapping	-	1	1	
Attempted Murder 1	1	45	46	
Attempted Robbery 1	-	2	2	
Child Abuse	1	-	1	
Coercion	-	5	5	
Conspiracy Murder 1	1	3	4	
Contributing to Delinquency of Minor	1	1	2	
Criminally Negligent Homicide	2	7	9	
Custodial Interference 2	-	1	1	
DV Assault	5	35	40	

Person	Female	Male	Total	Pct
Endanger Vulnerable Adult 1	-	1	1	
Endanger Welfare Minor 1	-	2	2	
Kidnapping	2	53	55	
Manslaughter	7	54	61	
Murder 1	15	239	254	
Murder 2	13	182	195	
Reckless Endangerment	1	6	7	
Robbery 1	14	108	122	
Robbery 2	4	42	46	
Robbery	1	1	2	
Stalking 1	-	2	2	
Unlawful Contact 1	-	1	1	
Total	130	1,344	1,474	32.7%
Property				
Arson 1	1	11	12	
Arson 2	-	5	5	
Attempted Arson 1	-	2	2	
Attempted Burglary 1	-	7	7	
Attempted Vehicle Theft 1	-	2	2	
Burglary 1	5	93	98	
Burglary 2	2	50	52	
Conceal Merch - <\$50	-	2	2	
Criminal Impersonation	-	3	3	
Criminal Mischief 1	1	1	2	
Criminal Mischief 2	-	2	2	
Criminal Mischief 3	1	29	30	
Criminal Mischief 4	1	8	9	
Criminal Mischief 5	-	1	1	
Criminal Trespass 1	2	12	14	
Criminal Trespass 2	1	7	8	
Criminal Trespass	-	1	1	
Forgery 1	2	2	4	
Forgery 2	8	14	22	
Forgery 3	-	1	1	
Fraud Use of Access Device Value \$500 - \$2,500	1	2	3	
Fraud Use of Access Device Value >2,500	-	4	4	
Issuing Bad Check - Value \$500-\$24,999	1	2	3	
Issuing Bad Check - Value >\$25,000	-	1	1	
Larceny of Money or Property	-	1	1	
Scheme to Defraud	-	8	8	
Theft 1	6	7	13	
Theft 2	37	152	189	
Theft 3	5	22	27	
Theft by Shoplifting	3	14	17	
Trespass	1	8	9	
Vehicle Tampering	-	3	3	
Vehicle Theft 1	9	59	68	
Vehicle Theft 2	-	2	2	
Total	87	538	625	13.9%

Public Order/Administration	Female	Male	Total	Pct
Bribery	-	1	1	
Contempt of Court	2	8	10	
Disorderly Conduct	1	13	14	
Eluding	-	2	2	
Escape 1	-	2	2	
Escape 2	4	22	26	
Escape 3	-	1	1	
Escape 4	-	7	7	
Escape	-	2	2	
Failure to Satisfy Judgement	-	6	6	
Failure to Appear	5	36	41	
Failure to Comply	1	13	14	
Failure to Reg as Sex Offender 1	-	21	21	
Failure to Reg as Sex Offender 2	-	2	2	
Failure to Reg as Sex Offender	-	1	1	
Failure to Remand	1	1	2	
False Information	3	3	6	
Federal Offense	3	27	30	
Fugitive from Justice	2	11	13	
Hindering Prosecution 1	-	1	1	
Indecen View/Photo w/o Consent of Minor	-	1	1	
Interfere w/ Report of DV Crime	1	-	1	
Interference w/ Official Proceedings	-	1	1	
Interstate Custody Compact	-	1	1	
Leaving Scene of Accident	-	3	3	
Making a False Report	-	3	3	
Perjury	-	1	1	
Promoting Contraband 1	2	2	4	
Protective Order for Stalking and Sexual Assault	-	1	1	
Resist/Interfere Arrest	-	7	7	
Resist/Interfere Officer	1	2	3	
Solicitation Perjury	-	1	1	
Take Caribou in Closed Season	-	1	1	
Take Moose in Closed Season	-	1	1	
Tampering w/ Physical Evidence	-	6	6	
Tampering w/ Witness 1	-	3	3	
Terroristic Threatening	-	2	2	
Unlawful Evasion 1	-	3	3	
Urinating in Public	-	1	1	
Violate Conditions of Release	6	33	39	
Violate DV Restraining Order	1	11	12	
Wolf Hybrid Offense	-	1	1	
Total	33	265	298	6.6%
Parole/Probation Violations				
Parole Violation	5	125	130	
Probation Violation	53	456	509	
Total	58	581	639	14.2%
Non-Registerable Sex Offenses				
Practicing Prostitution	7	-	7	

Non-Registerable Sex Offenses	Female	Male	Total	Pct
Promoting Prostitution 2	-	1	1	
Total	7	1	8	0.2%
Registerable Sex Offenses				
Attempted Sex Abuse Minor 1	-	15	15	
Attempted Sex Abuse Minor 2	-	13	13	
Attempted Sex Abuse Minor 3	-	2	2	
Attempted Sex Assault 1	-	14	14	
Attempted Sex Assault 2	-	5	5	
Attempted Sex Assault 3	-	1	1	
Distribute Child Pornography	-	2	2	
Incest	-	1	1	
Indecent Exposure 1	-	2	2	
Indecent Exposure 2	-	1	1	
Indecent Exposure	-	1	1	
Possess Child Pornography	-	11	11	
Sex Abuse Minor 1	2	156	158	
Sex Abuse Minor 2	1	120	121	
Sex Abuse Minor 3	-	2	2	
Sex Assault 1	-	148	148	
Sex Assault 2	-	64	64	
Sex Assault 3	-	20	20	
Solicitation Sex Abuse 1	-	1	1	
Total	3	579	582	12.9%
Traffic/Driving				
Drive w/ License Canc/Susp/Revoked/Lim	4	35	39	
Fail to Stop at Direction of Officer 1	2	18	20	
Fail to Stop at Direction of Officer 2	-	2	2	
No MV Liability Insurance	-	1	1	
Reckless Driving	-	2	2	
Traffic - other	-	1	1	
Total	6	59	65	1.4%
Weapons				
Misconduct - Weapons 1	-	4	4	
Misconduct - Weapons 2	1	21	22	
Misconduct - Weapons 3	-	29	29	
Misconduct - Weapons 4	2	4	6	
Misconduct - Weapons 5	-	1	1	
Total	3	59	62	1.4%
Total All	468	4,034	4,502	100.0%



**Crime Classifications by Class/Sex/Ethnicity
for Offenders in Institutions
December 31, 2007**

Class/Sex	Ethnicity	Count	Percent
Alcohol			
Females	Asian	-	0.0%
	Black	1	0.3%
	White	29	7.8%
	Hispanic	-	0.0%
	Ak Native	30	8.1%
Males	Asian	5	1.4%
	Black	13	3.5%
	White	201	54.3%
	Hispanic	9	2.4%
	Ak Native	82	22.2%
	Total	370	100.0%
Drugs			
Females	Asian	2	0.5%
	Black	4	1.1%
	White	57	15.0%
	Hispanic	0	0.0%
	Ak Native	17	4.5%
	Unknown	1	0.3%
Males	Asian	6	1.6%
	Black	69	18.2%
	White	183	48.3%
	Hispanic	9	2.4%
	Ak Native	31	8.2%
	Total	379	100.0%
Person			
Females	Asian	4	0.3%
	Black	15	1.0%
	White	46	3.1%
	Hispanic	3	0.2%
	Ak Native	61	4.1%
	Unknown	1	0.1%
Males	Asian	58	3.9%
	Black	162	11.0%
	White	632	42.9%
	Hispanic	29	2.0%
	Ak Native	458	31.1%
	Unknown	5	0.3%
	Total	1,474	100.0%

Class/Sex Property	Ethnicity	Count	Percent
Females	Asian	0	0.0%
	Black	12	1.9%
	White	55	8.8%
	Hispanic	-	0.8%
	Ak Native	14	2.2%
	Unknown	1	0.2%
Males	Asian	10	1.6%
	Black	45	7.2%
	White	304	48.6%
	Hispanic	12	1.9%
	Ak Native	165	26.4%
	Unknown	2	0.3%
	Total	625	100.0%

Pub Order/Administration

Females	Asian	-	0.0%
	Black	5	1.7%
	White	15	5.0%
	Hispanic	-	0.3%
	Ak Native	12	4.0%
Males	Asian	8	2.7%
	Black	32	10.7%
	White	118	39.6%
	Hispanic	12	4.0%
	Ak Native	94	31.5%
	Unknown	1	0.3%
Total	298	100.0%	

Parole/Probation Violations

Females	Asian	-	0.0%
	Black	5	0.8%
	White	33	5.2%
	Hispanic	2	0.3%
	Ak Native	18	2.8%
Males	Asian	11	1.7%
	Black	71	11.1%
	White	264	41.3%
	Hispanic	9	1.4%
	Ak Native	224	35.1%
	Unknown	2	0.3%
Total	639	100.0%	

Non-Registerable Sex Offenses

Females	Asian	-	0.0%
	Black	-	0.0%
	White	4	50.0%
	Hispanic	-	0.0%
	Ak Native	3	37.5%
Males	Asian	-	0.0%
	Black	1	12.5%

Class/Sex	Ethnicity	Count	Percent
Non-Registerable Sex Offenses			
Males	White	-	0.0%
	Hispanic	-	0.0%
	Ak Native	-	0.0%
	Total	8	100.0%
Registerable Sex Offenses			
Females	Asian	-	0.0%
	Black	-	0.0%
	White	2	0.3%
	Hispanic	-	0.0%
	Ak Native	1	0.2%
	Unknown	-	0.0%
Males	Asian	10	1.7%
	Black	27	4.6%
	White	226	38.8%
	Hispanic	10	1.7%
	Ak Native	302	51.9%
	Unknown	4	0.7%
	Total	582	100.0%
Traffic/Driving			
Females	Asian	-	0.0%
	Black	-	0.0%
	White	4	6.2%
	Hispanic	-	0.0%
	Ak Native	2	3.1%
Males	Asian	2	3.1%
	Black	7	10.8%
	White	36	55.4%
	Hispanic	2	3.1%
	Ak Native	12	18.5%
	Total	65	100.0%
Weapons			
Females	Asian	1	1.6%
	Black	-	0.0%
	White	1	1.6%
	Hispanic	-	0.0%
	Ak Native	1	1.6%
Males	Asian	3	4.8%
	Black	16	25.8%
	White	25	40.3%
	Hispanic	2	3.2%
	Ak Native	13	21.0%
	Total	62	100.0%
	Total All	4,502	100.0%

Community Residential Centers (CRC's)

CRC Facility Address List

CRC	Address	City	Zip	Phone
Akeela House	2804 Bering St.	Anchorage	99503	561-1200
Clitheroe Center	P.O. Box 190567	Anchorage	99519	276-2898
Cordova Center	130 Cordova St.	Anchorage	99501	274-1022
Glacier Manor	5597 Aisek	Juneau	99801	780-3020
Glennwood Center	835 D St.	Anchorage	99501	277-4501
Maniilaq	PO Box 256	Kotzebue	99752	442-7640
Midtown Center	2507 Eide St.	Anchorage	99503	222-6502
Northstar Center	PO Box 80670	Fairbanks	99708	474-4955
Parkview Center	831 B St.	Anchorage	99501	272-1641
Phillips Ayagnirvik Treatment Center	PO Box 528	Bethel	99559	543-6735
Ralph Perdue Center	3100 S Cushman St.	Fairbanks	99701	456-7819
Seaside Center	PO Box 2129	Nome	99762	443-6390
Tundra Center	PO Box 485	Bethel	99559	543-3414

Notes:

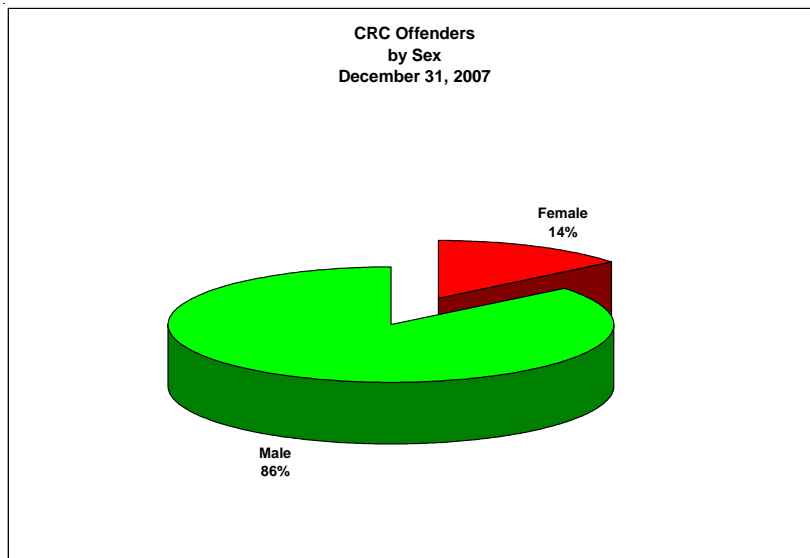
Includes information about all offenders incarcerated in CRC's and treatment centers as well as those under electronic monitoring and those who are monitored by CRC's offsite who are entered into the OTIS database.

Consists of a snapshot of offenders incarcerated and entered into the OTIS database on or before December 31, 2007.

Alaska Native race category includes a small number of Native Americans not indigenous to Alaska.

Information about offenses is the most serious charge only.

Offense classes are semi-arbitrary.



Number of Offenders in Community Residential Centers
December 31, 2003 - 2007

CRCs	Females					Males					All Offenders				
	07	06	05	04	03	07	06	05	04	03	07	06	05	04	03
Akeela House	-	1	1	1	4	1	-	3	3	9	1	1	4	4	13
AK Native Alc Rehab Ctr*	-	-	-	-	-	-	-	-	-	1	-	-	-	-	1
Aullaqisaatqigvik*	-	-	-	-	-	-	-	-	4	4	-	-	-	4	4
Clitheroe Center	1	2	-	2	2	2	2	10	9	5	3	4	10	11	7
Cordova Center	23	23	19	23	32	83	41	123	138	229	106	64	142	161	261
Cordova Center MIO Unit	-	-	-	-	-	-	-	-	1	-	-	-	-	1	-
Glacier Manor	7	3	11	8	6	50	35	39	49	46	57	38	50	57	52
Glennwood Center	7	8	8	12	11	57	43	33	43	48	64	51	41	55	59
Safe Harbor/Hope House*	-	1	1	1	-	-	1	2	1	-	-	2	3	2	-
Kar House*	-	-	-	1	-	-	-	-	2	-	-	-	-	3	-
Maniilaq	-	-	-	-	-	-	-	1	-	-	-	-	1	-	-
Midtown Center	-	-	-	-	-	29	-	12	28	20	29	-	12	28	20
Northstar Center	9	9	13	10	4	67	41	64	47	85	76	50	77	57	89
Parkview Center	-	-	-	-	-	113	95	71	69	71	113	95	71	69	71
Philips Treatment Center	-	-	-	-	-	-	-	1	1	1	-	-	1	1	1
Ralph Perdue Center	-	-	1	-	-	-	2	3	3	-	-	2	4	3	-
Seaside Center	6	9	6	7	4	29	28	42	40	34	35	37	48	47	38
Tundra Center	3	2	5	8	6	40	36	47	43	56	43	38	52	51	62
Total	56	58	65	73	69	471	324	451	481	609	527	382	516	554	678
Special Offsite Programs															
Anchorage Elect Monitor	25	29	15	20	23	73	127	68	70	123	98	156	83	90	146
Anchorage CRC Monitor	1	-	-	2	12	1	1	2	8	15	2	1	2	10	27
Fairbanks Elect Monitor	9	6	5	1	1	25	12	2	12	15	34	18	7	13	16
Fairbanks CRC Monitor	-	-	-	-	1	1	-	1	4	6	1	-	1	4	7
Juneau Elect Monitor	-	-	-	-	-	-	-	-	-	-	-	-	-	-	-
Juneau CRC Monitor	-	-	-	-	-	-	-	-	-	1	-	-	-	-	1
Kodiak Elect Monitor	-	-	-	-	-	-	-	-	-	-	-	-	-	-	-
Kenai Elect Monitor	2	-	-	-	-	2	-	-	-	-	4	-	-	-	-
Ketchikan Elect Monitor	2	-	-	-	-	2	1	-	3	1	4	1	-	3	1
Total	39	35	20	23	37	104	141	73	97	161	143	176	93	120	198
Total All	95	93	85	96	106	575	465	524	578	770	670	558	609	674	876

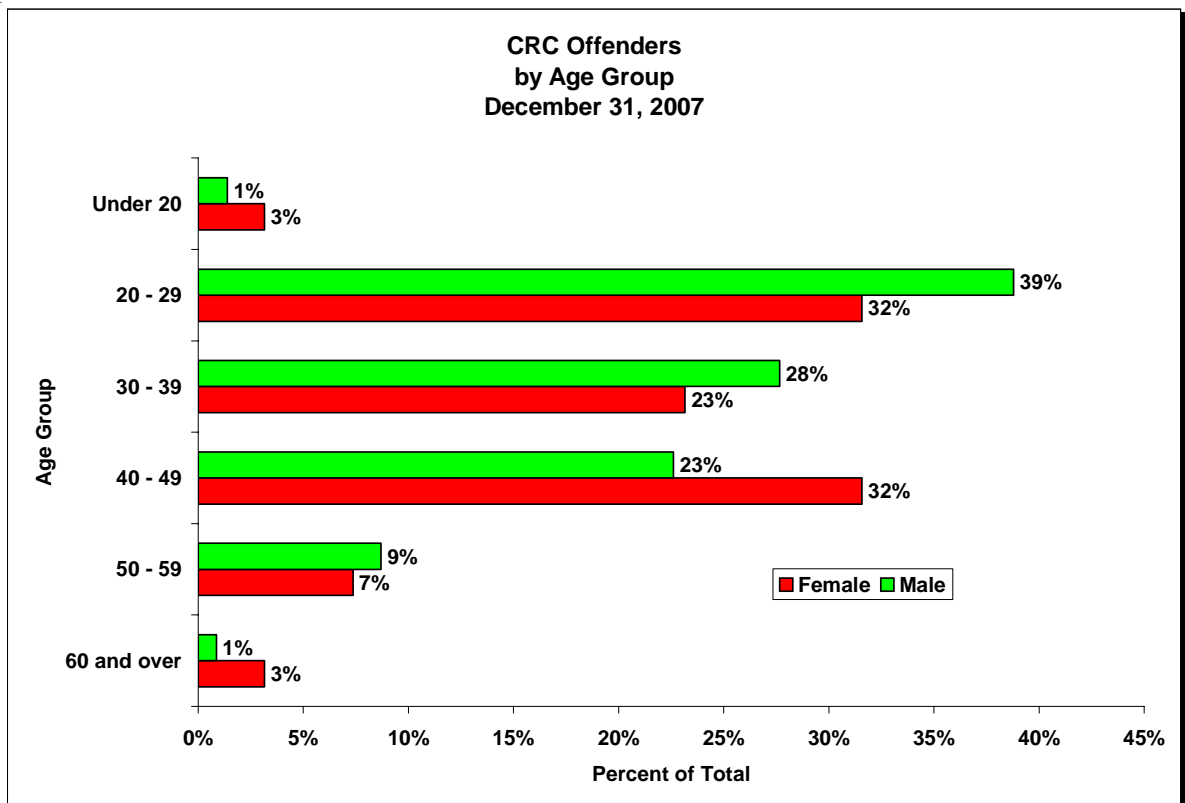
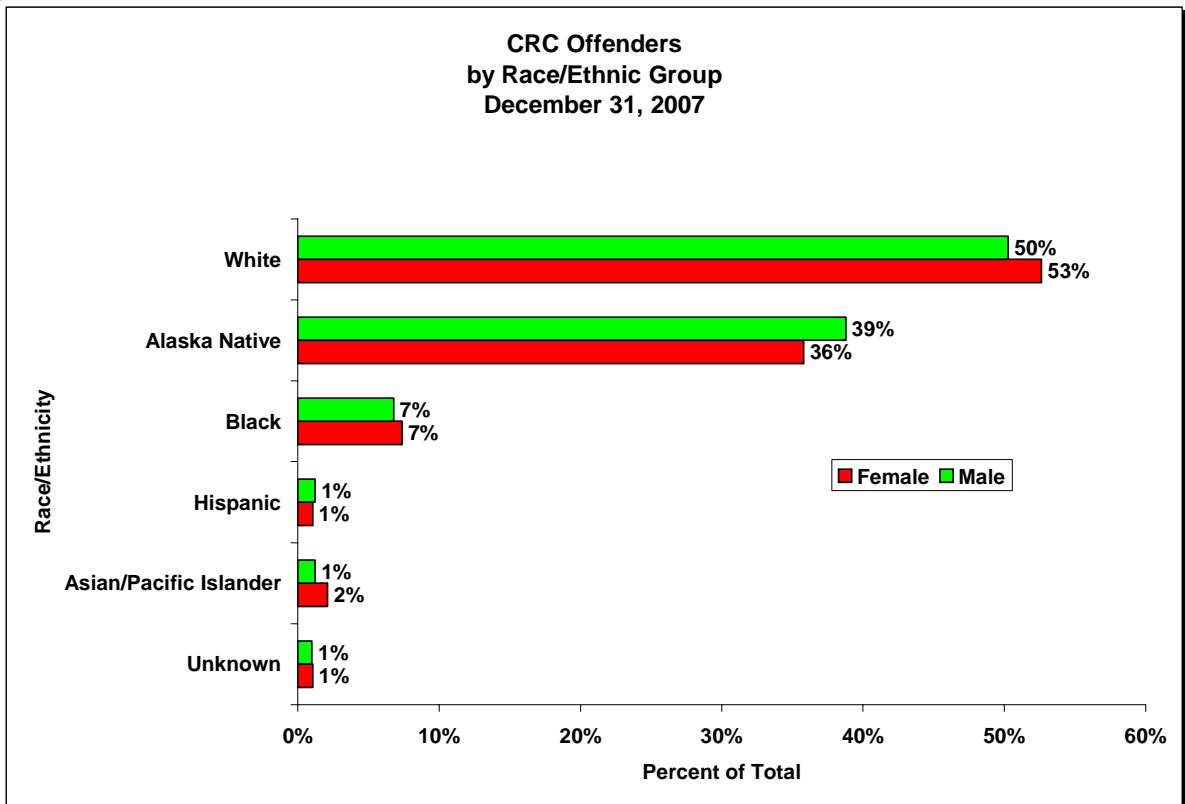
* Not currently operational

**Demographic Information for Offenders in Community Residential Centers
December 31, 2003-2007**

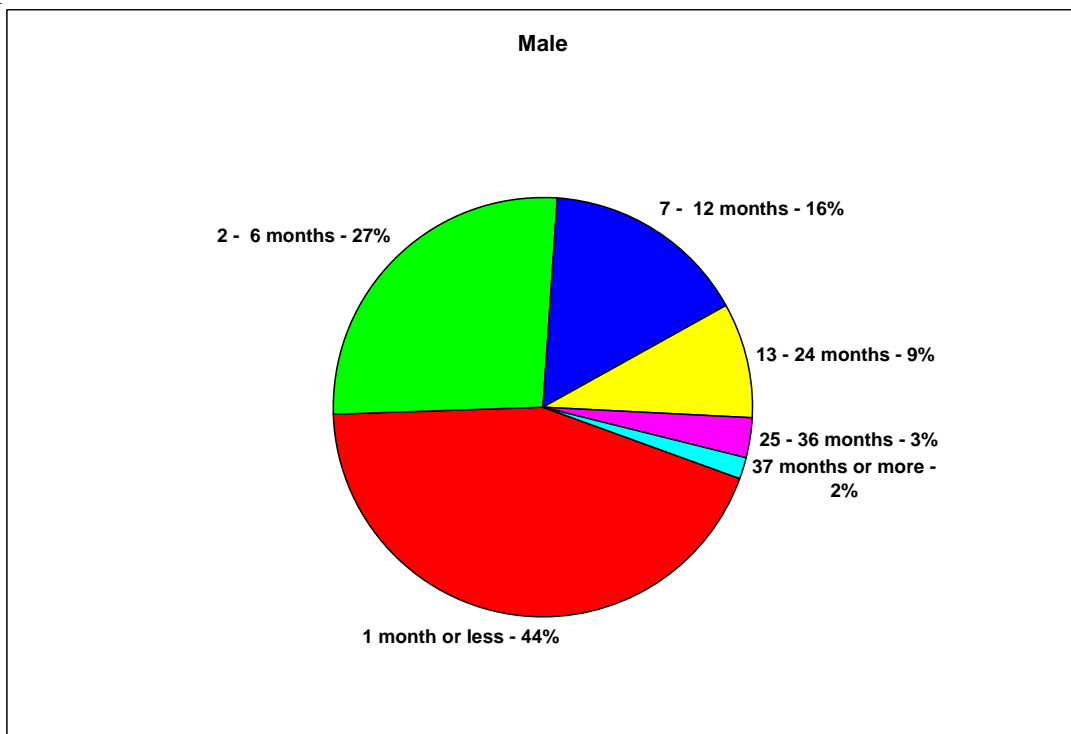
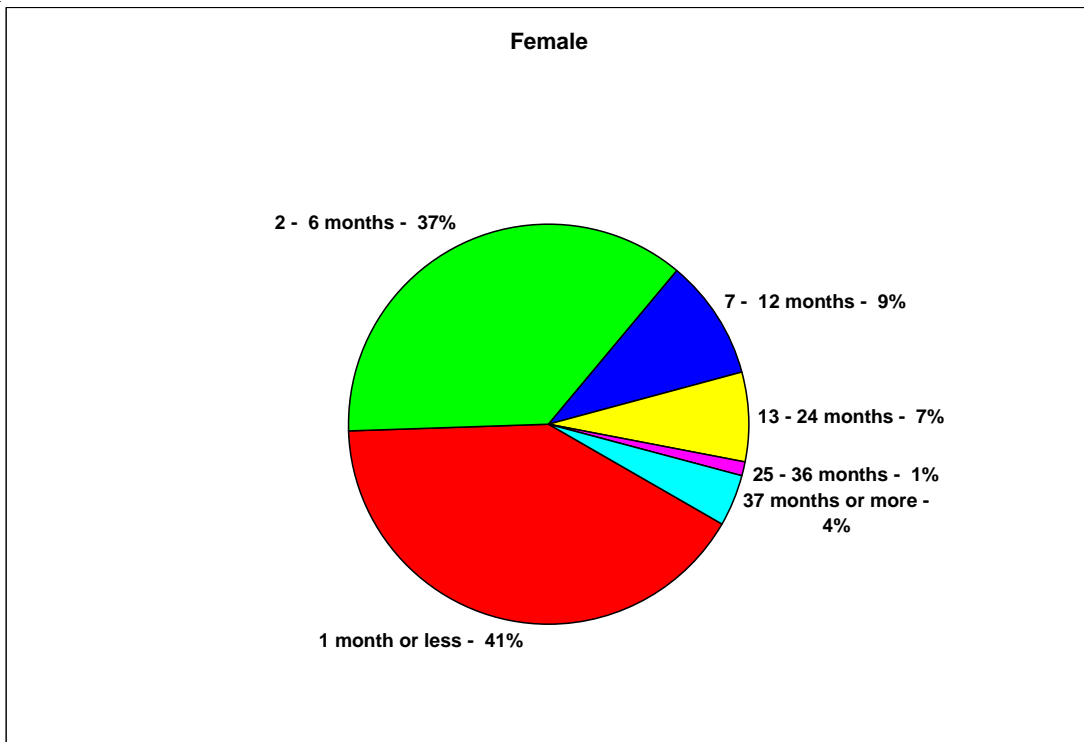
Ethnicity	Females					Males					All Offenders				
	07	06	05	04	03	07	06	05	04	03	07	06	05	04	03
Asian/Pac Island	2	1	0	1	2	14	12	17	14	23	16	13	17	15	25
Black	7	9	7	7	12	39	45	46	50	63	46	54	53	57	75
Hispanic	1	1	3	0	0	7	9	22	17	17	8	10	25	17	17
AK Native	34	34	34	47	37	223	204	200	224	282	257	238	234	271	319
White	50	46	40	40	54	289	193	237	272	383	339	239	277	312	437
Unknown	1	2	1	1	1	3	2	2	1	2	4	4	3	2	3
Total	95	93	85	96	105	575	465	524	578	768	670	558	609	674	873
19 and Under	3	3	3	4	5	8	14	11	19	22	11	17	14	23	27
20-24	10	13	12	11	13	107	57	87	87	128	117	70	99	98	141
25-29	20	15	17	11	17	116	82	85	87	108	136	97	102	98	125
30-34	11	8	11	15	9	77	73	83	89	122	88	81	94	104	131
35-39	11	16	11	15	21	82	60	75	99	120	93	76	86	114	141
40-44	14	20	15	19	26	70	76	75	82	129	84	96	90	101	155
45-49	16	11	12	16	9	60	63	65	68	84	76	74	77	84	93
50-54	5	5	1	3	3	34	22	29	34	32	39	27	30	37	35
55-59	2	2	2	0	2	16	10	8	6	17	18	12	10	6	19
60-64	2	0	0	1	1	5	6	3	3	4	7	6	3	4	5
65 and over	1	0	1	1	0	0	2	3	4	4	1	2	4	5	4
Total	95	93	85	96	106	575	465	524	578	770	670	558	609	674	876
<i>Mean Age (yrs)</i>	36.35					34.57					34.82				
<i>Median Age (yrs)</i>	36.00					33.00					33.00				

**Length of time from admission
for Offenders in Community Residential Centers
December 31, 2007**

Months In	Females	Males	All Offenders
1 month or less	39	252	291
2 months - 6 months	35	154	189
7 months - 12 months	9	91	100
13 months - 24 months	7	51	58
25 months - 36 months	1	18	19
37 months or more	4	9	13
Total	95	575	670
<i>Mean Length (months)</i>	6.5	5.82	5.92
<i>Median Length (months)</i>	2.00	2.00	2.00



Length of Time from Admission
CRC Offenders by Sex
December 31,2007



**Offense Classifications of Offenders in Community Residential Centers
December 31, 2007**

Offense Level	Female	Male	Total	Pct
Felony	55	298	353	52.7%
Misdemeanor	40	271	311	46.4%
Violation	-	6	6	0.9%
Total	95	575	670	100.0%

Alcohol

Driving While Intoxicated	5	48	53	
Felony DWI - 2+ Priors w/in 5 Yrs	11	54	65	
Felony Refusal of Chem Test- 2+ Priors	1	-	1	
Furnish Alcohol to a Minor	-	2	2	
Manufacture, Sell, Offer for Sale	-	2	2	
Minor Consuming/Possessing Alcohol	-	4	4	
Prohibition of Importation after Election	-	2	2	
Total	17	112	129	19.3%

Drugs

Attempted MICS2	-	3	3	
Attempted MICS3	1	-	1	
Attempted MICS4	1	-	1	
Misconduct - Controlled Substance 2	2	9	11	
Misconduct - Controlled Substance 3	2	16	18	
Misconduct - Controlled Substance 4	4	39	43	
Misconduct - Controlled Substance 5	-	1	1	
Misconduct - Controlled Substance 6	-	1	1	
Total	10	69	79	11.8%

Person

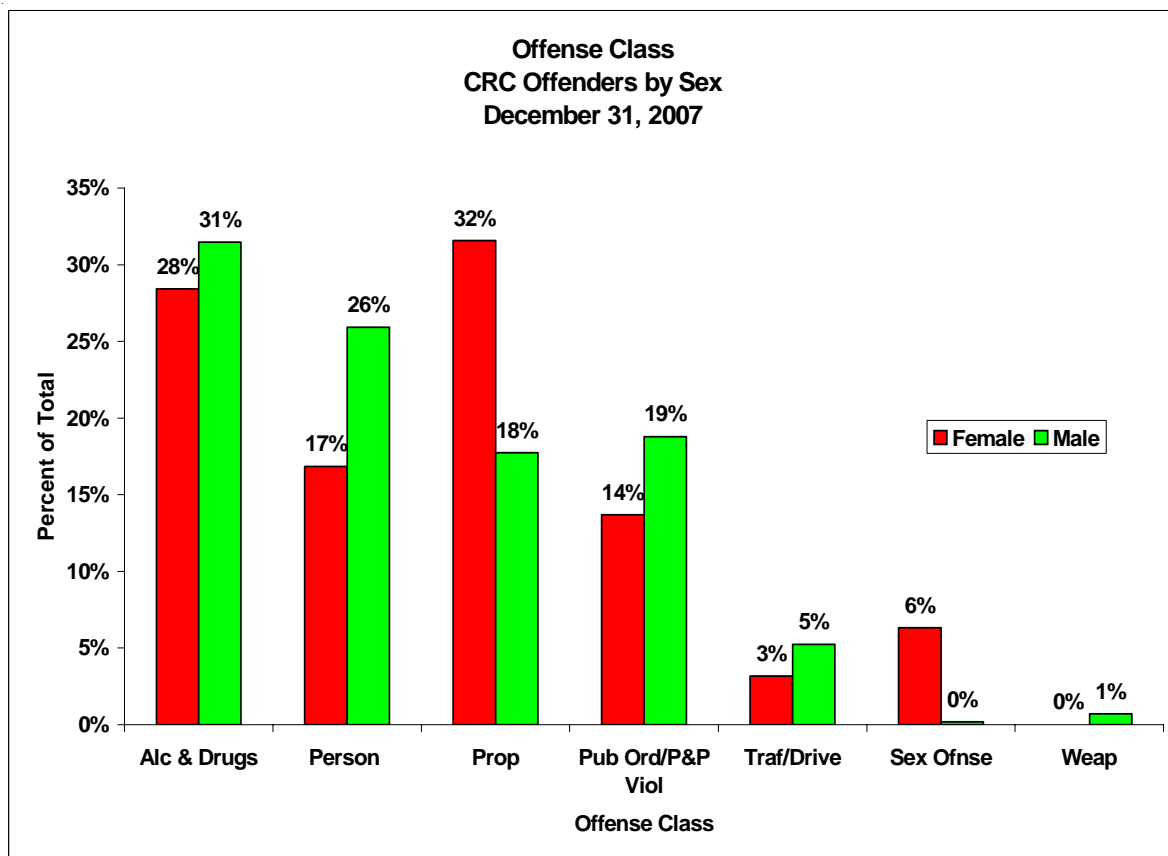
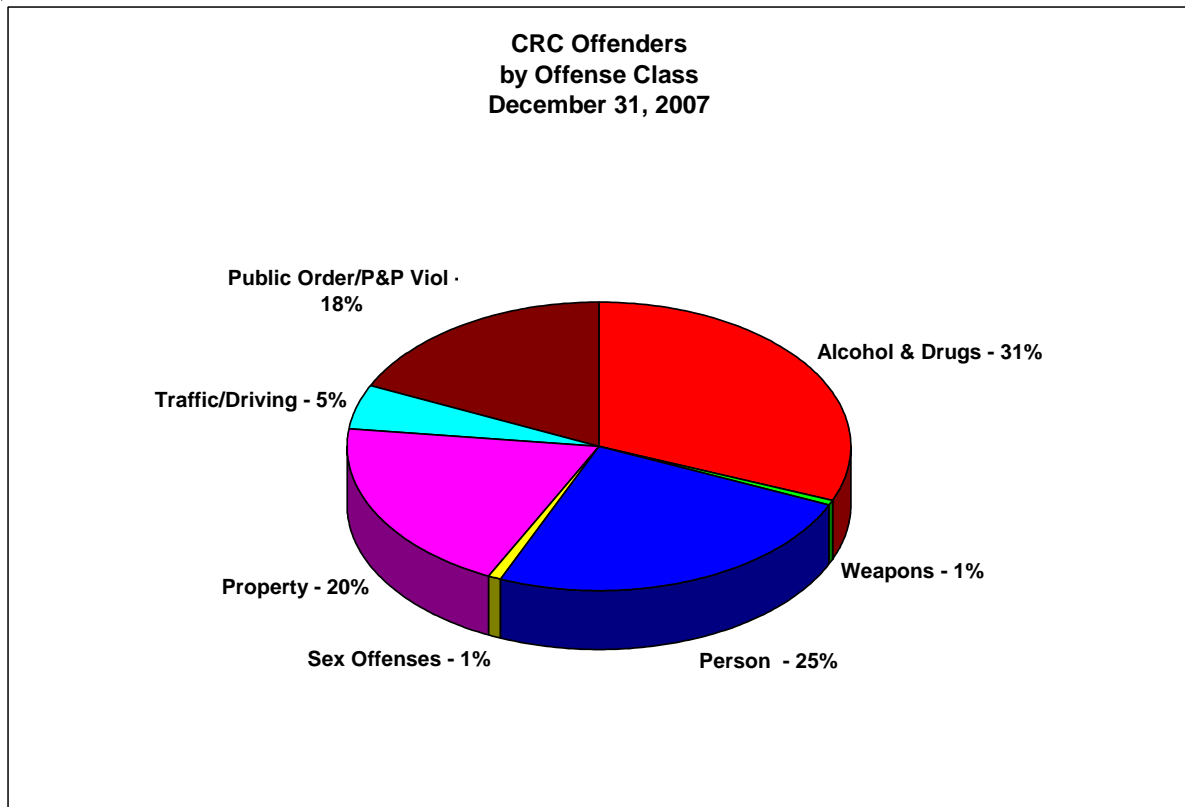
Assault 1	-	1	1	
Assault 2	1	3	4	
Assault 3	2	20	22	
Assault 4	6	69	75	
Assault	1	24	25	
Criminally Negligent Homicide	1	-	1	
DV Assault	1	17	18	
Manslaughter	1	2	3	
Murder 1	1	-	1	
Murder 2	-	1	1	
Reckless Endangerment	1	5	6	
Robbery 1	-	3	3	
Robbery 2	1	4	5	
Total	16	149	165	24.6%

Property

Attempted Forgery 3	1	-	1	
Attempted Fraud	1	-	1	
Attempted Theft 2	1	-	1	
Attempted Vehicle Theft 1	-	1	1	

Property	Female	Male	Total	Pct
Burglary 1	-	7	7	
Burglary 2	-	7	7	
Conceal Merch - Value < \$50	1	1	2	
Criminal Impersonation	-	1	1	
Criminal Mischief 3	1	1	2	
Criminal Mischief 4	-	5	5	
Criminal Trespass 1	-	4	4	
Criminal Trespass 2	-	5	5	
Forgery 1	-	1	1	
Forgery 2	4	5	9	
Scheme to Defraud	1	1	2	
Theft 1	3	-	3	
Theft 2	11	28	39	
Theft 3	5	7	12	
Theft by Deception	-	1	1	
Theft by Shoplifting	1	10	11	
Trespass	-	5	5	
Vehicle Theft 1	-	10	10	
Vehicle Theft 2	-	2	2	
Total	30	102	132	19.7%
Public Order/Administration				
Contempt of Court	1	-	1	
Disorderly Conduct	-	5	5	
Enticement	-	1	1	
Escape 2	-	1	1	
Failure to Satisfy Judgement	-	1	1	
Failure to Appear	-	8	8	
Failure to Comply	-	4	4	
Harassment	-	1	1	
Hinder Prosecution 1	-	1	1	
Interstate Custody Compact	-	1	1	
Making a False Report	-	2	2	
Disconnect/Damage Comm Device	-	1	1	
Resist/Interfere with Officer	-	3	3	
Tampering with Physical Evidence	-	2	2	
Violate Conditions of Release	2	5	7	
Violate DV Restraining Order	1	4	5	
Total	4	40	44	6.6%
Parole/Probation Violations				
Parole Violation	1	5	6	
Probation Violation	8	63	71	
Total	9	68	77	11.5%
Non-Registerable Sex Offenses				
Practicing Prostitution	6	-	6	
Total	6	-	6	0.9%

Registerable Sex Offenses	Female	Male	Total	Pct
Sex Abuse Minor 2	-	1	1	
Total	-	1	1	0.1%
Traffic/Driving				
Drive w/ License Canc/Susp/Rev/Lim	2	17	19	
Driving w/o Valid Operators License	-	4	4	
Fail to Stop at Direction of Officer 1	-	2	2	
Fail to Stop at Direction of Officer 2	-	1	1	
Insurance or Other Security Required	1	-	1	
Reckless Driving	-	6	6	
Total	3	30	33	4.9%
Weapons				
Misconduct - Weapons 2	-	1	1	
Misconduct - Weapons 3	-	3	3	
Total	-	4	4	0.6%
Total All	95	575	670	100.0%



**Crime Classifications by Class/Sex/Ethnicity
for Offenders in CRC's
December 31, 2007**

Class/Sex	Ethnicity	Count	Percent
Alcohol			
Females	Asian	0	0.0%
	Black	0	0.0%
	White	10	7.8%
	Hispanic	0	0.0%
	AK Native	6	4.7%
	Unknown	1	0.8%
Males	Asian	2	1.6%
	Black	2	1.6%
	White	73	56.6%
	Hispanic	2	1.6%
	AK Native	33	25.6%
	Total	129	100.0%
Drugs			
Females	Asian	0	0.0%
	Black	0	0.0%
	White	9	11.4%
	Hispanic	0	0.0%
	AK Native	1	1.3%
Males	Asian	4	5.1%
	Black	12	15.2%
	White	42	53.2%
	Hispanic	1	1.3%
	AK Native	10	12.7%
	Total	79	100.0%
Person			
Females	Asian	0	0.0%
	Black	1	0.6%
	White	6	3.6%
	Hispanic	0	0.0%
	AK Native	9	5.5%
Males	Asian	4	2.4%
	Black	9	5.5%
	White	46	27.9%
	Hispanic	3	1.8%
	AK Native	85	51.5%
	Unknown	2	1.2%
Total	165	100.0%	

Class/Sex	Ethnicity	Count	Percent
Property			
Females	Asian	2	1.5%
	Black	3	2.3%
	White	18	13.6%
	Hispanic	1	0.8%
	AK Native	6	4.5%
Males	Asian	3	2.3%
	Black	5	3.8%
	White	60	45.5%
	Hispanic	1	0.8%
	AK Native	33	25.0%
	Total	132	100.0%
Pub Order/Administration			
Females	Asian	0	0.0%
	Black	0	0.0%
	White	1	2.3%
	Hispanic	0	0.0%
	AK Native	3	6.8%
Males	Asian	0	0.0%
	Black	1	2.3%
	White	18	40.9%
	Hispanic	0	0.0%
	AK Native	21	47.7%
	Total	44	100.0%
Parole/Probation Violations			
Females	Asian	0	0.0%
	Black	2	2.6%
	White	1	1.3%
	Hispanic	0	0.0%
	AK Native	6	7.8%
Males	Asian	0	0.0%
	Black	6	7.8%
	White	29	37.7%
	Hispanic	0	0.0%
	AK Native	32	41.6%
	Unknown	1	1.3%
	Total	77	100.0%
Non-Registerable Sex Offenses			
Females	Asian	0	0.0%
	Black	0	0.0%
	White	3	50.0%
	Hispanic	0	0.0%
	AK Native	3	50.0%

Class/Sex	Ethnicity	Count	Percent
Non-Registerable Sex Offenses			
Males	Asian	0	0.0%
	Black	0	0.0%
	White	0	0.0%
	Hispanic	0	0.0%
	AK Native	0	0.0%
	Total	6	100.0%
Registerable Sex Offenses			
Females	Asian	0	0.0%
	Black	0	0.0%
	White	0	0.0%
	Hispanic	0	0.0%
	AK Native	0	0.0%
Males	Asian	0	0.0%
	Black	0	0.0%
	White	0	0.0%
	Hispanic	0	0.0%
	AK Native	1	100.0%
	Total	1	100.0%
Traffic/Driving			
Females	Asian	0	0.0%
	Black	1	3.0%
	White	2	6.1%
	Hispanic	0	0.0%
	AK Native	0	0.0%
Males	Asian	1	3.0%
	Black	4	12.1%
	White	17	51.5%
	Hispanic	0	0.0%
	AK Native	8	24.2%
	Total	33	100.0%
Weapons			
Females	Asian	0	0.0%
	Black	0	0.0%
	White	0	0.0%
	Hispanic	0	0.0%
	AK Native	0	0.0%
Males	Asian	0	0.0%
	Black	0	0.0%
	White	4	100.0%
	Hispanic	0	0.0%
	AK Native	0	0.0%
	Total	4	100.0%
Total All		670	100.0%

Focus 2007

Information About Groups of Particular Interest

Notes:

Includes information about all offenders incarcerated in Alaskan and out-of-state institutions, CRC's, treatment centers, and those under electronic monitoring and offsite supervision who are entered into the OTIS database.

Consists of a snapshots of offenders incarcerated and entered into the OTIS database on December 31, 2007.

Alaska Native race category includes a small number of Native Americans not indigenous to Alaska.

Information about offenses is the most serious charge only.

Offense classes are semi-arbitrary.

Alaska Natives

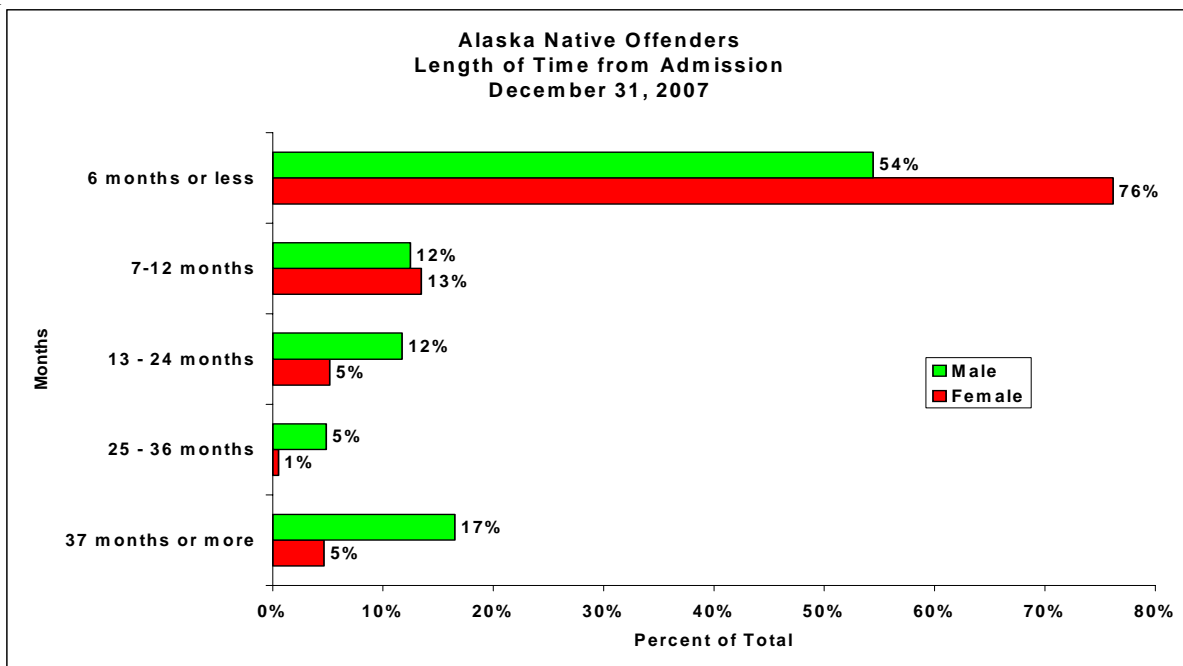
Notes:

Includes information about all offenders listed within the OTIS database as Indian or Alaska Native.

Includes information about a small number of Native Americans who are not indigenous to Alaska.

**Distribution of Alaska Natives
December 31, 2007**

In-State Institutions	Female	Male	Total
Anchorage CCE	0	134	134
Anchorage CCW	-	145	145
Anvil Mountain CC	11	89	100
Fairbanks CC	14	93	107
Hiland Mountain CC	114	-	114
Ketchikan CC	2	17	19
Lemon Creek CC	6	71	77
Mat-Su Pretrial	2	14	16
Palmer Minimum CC	-	67	67
Palmer Medium CC	-	58	58
Point MacKenzie CF	-	25	25
Spring Creek CC	-	189	189
Wildwood CC	-	74	74
Wildwood Pretrial	4	8	12
Yukon-Kuskokwim CC	6	98	104
<i>Total</i>	<i>159</i>	<i>1,082</i>	<i>1,241</i>
Out-of-State Institutions			
Red Rock CC - Arizona	-	296	296
Federal Bureau of Prisons	-	2	2
Washington State Prison	-	1	1
<i>Total</i>	<i>-</i>	<i>299</i>	<i>299</i>
CRC's			
Akeela House	-	-	-
Aullaqisaatqigvik	-	-	-
Cordova Center	11	26	37
Glacier Manor	3	17	20
Glennwood Center	1	14	15
Midtown Center	-	13	13
North Star Center	5	26	31
Parkview Center	-	43	43
Ralph Purdue Center	-	-	-
Seaside Center	6	29	35
Tundra Center	3	38	41
<i>Total</i>	<i>29</i>	<i>206</i>	<i>235</i>
Special Offsite Programs			
Anchorage Electronic Monitoring	4	11	15
Fairbanks Electronic Monitoring	1	5	6
Ketchikan Electronic Monitoring	-	1	1
<i>Total</i>	<i>5</i>	<i>17</i>	<i>22</i>
Total All	193	1,604	1,797



**Demographic Information for Alaska Native Offenders
December 31, 2007**

Age Group (Years)	Female	Male	Total
19 and Under	7	50	57
20 - 24	29	285	314
25 - 29	29	303	332
30 - 34	27	199	226
35 - 39	28	203	231
40 - 44	35	208	243
45 - 49	21	172	193
50 - 54	9	101	110
55 - 59	5	43	48
60 - 64	2	27	29
65 and over	1	13	14
Total	193	1,604	1,797
<i>Mean Age</i>	<i>35.28</i>	<i>35.10</i>	<i>35.12</i>
<i>Median Age</i>	<i>35.00</i>	<i>33.00</i>	<i>34.00</i>
Length of time from admission			
6months or less	147	873	1,020
7 months - 12 months	26	200	226
13 months - 24 months	10	188	198
25 months 36 months	1	78	79
37 months or more	9	265	274
Total	193	1,604	1,797
<i>Mean Length (months)</i>	<i>7.39</i>	<i>19.99</i>	<i>18.64</i>
<i>Median Length (months)</i>	<i>2.00</i>	<i>5.00</i>	<i>5.00</i>

**Offense Classifications of Alaska Native Offenders
December 31, 2007**

Offense Level	Female	Male	Total	Pct
Felony	129	1,226	1,355	75.4%
Misdemeanor	63	371	434	24.2%
Violation	1	7	8	0.4%
Total	193	1,604	1,797	100.0%

Alcohol

Driving While Intoxicated	2	26	28	
Felony DWI - 2+ Priors w/in 5 Yrs	28	66	94	
Felony Refusal of Chem Test- 2+ P	-	2	2	
Furnish Alcohol to a Minor	-	6	6	
Illegal Liq - Make, Poss, Sell	2	5	7	
Importation of Alcohol	1	1	2	
License or Permit Required	-	2	2	
Manuf/Sell Alcohol w/o lic - in Dry	-	1	1	
Minor Consuming/Possessing Alcoh	2	3	5	
Prohibition of Importation after Elec	1	2	3	
Send/Bring Alcohol to Dry Area	-	1	1	
Total	36	115	151	8.4%

Drugs

Attempted Drugs 2	1	1	2	
Conspiracy Drugs 2	1	-	1	
Misconduct -Controlled Substance 2	-	3	3	
Misconduct -Controlled Substance 3	5	10	15	
Misconduct -Controlled Substance 4	11	27	38	
Total	18	41	59	3.3%

Person

Assault 1	4	23	27	
Assault 2	5	53	58	
Assault 3	14	85	99	
Assault 4	20	118	138	
Assault	5	21	26	
Attempted Assault 1	-	1	1	
Attempted Murder 1	-	13	13	
Attempted Robbery 1	-	1	1	
Child Abuse	1	-	1	
Coercion	-	3	3	
Contributing to the Delinquency Min	1	1	2	
Criminally Negligent Homicide	1	5	6	
DV Assault	4	21	25	
Endanger Welfare of Minor 1	-	2	2	
Kidnapping	-	12	12	

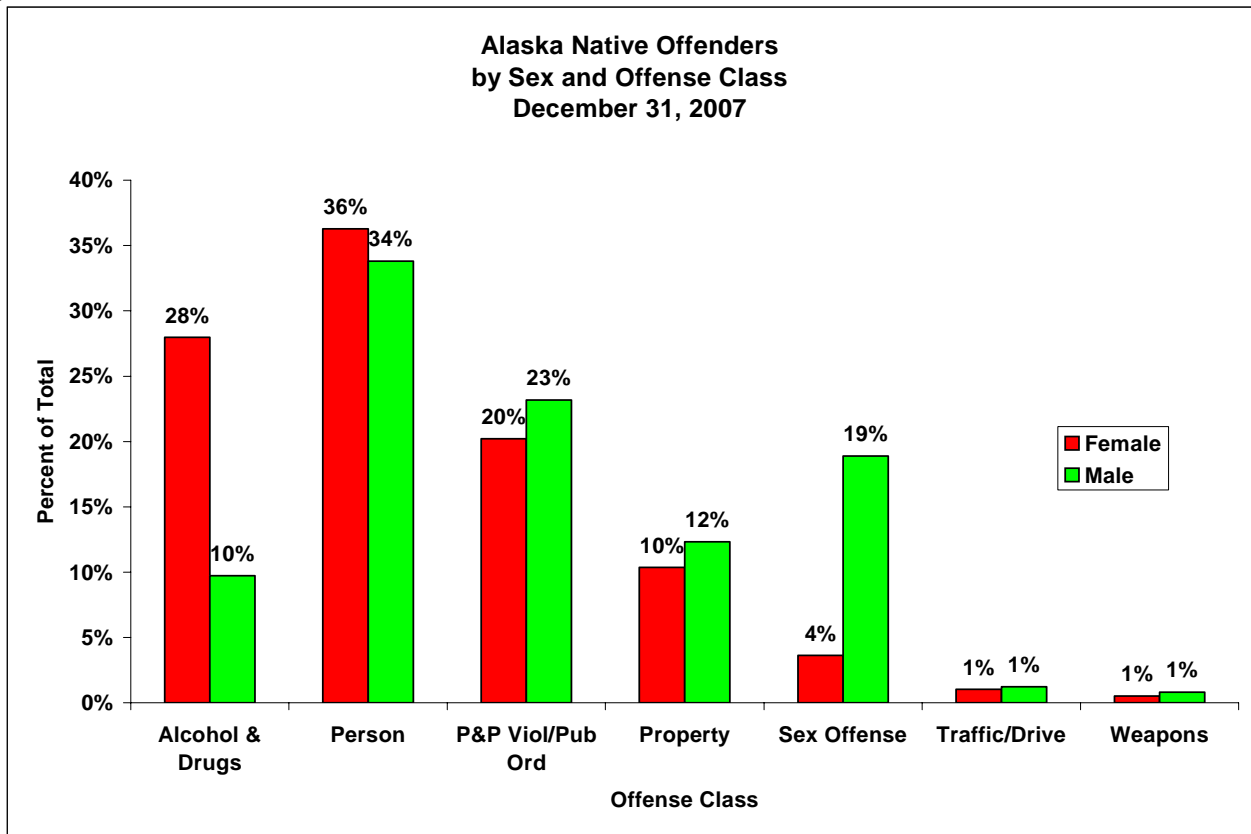
Person	Female	Male	Total	Pct
Manslaughter	4	14	18	
Murder 1	3	50	53	
Murder 2	7	80	87	
Reckless Endangerment	-	5	5	
Robbery 1	1	22	23	
Robbery 2	-	12	12	
Total	70	542	612	34.1%

Property				
Arson 1	1	5	6	
Arson 2	-	2	2	
Attempted Arson 1	-	2	2	
Attempted Burglary 1	-	1	1	
Attempted Forgery 3	1	-	1	
Attempted Vehicle Theft 1	-	1	1	
Burglary 1	-	25	25	
Burglary 2	1	25	26	
Conceal Merch - Value < \$50	1	3	4	
Criminal Impersonation	-	1	1	
Criminal Mischief 3	1	15	16	
Criminal Mischief 4	-	6	6	
Criminal Trespass 1	2	12	14	
Criminal Trespass 2	-	10	10	
Criminal Trespass	-	1	1	
Forgery 2	-	5	5	
Theft 1	-	1	1	
Theft 2	6	23	29	
Theft 3	1	11	12	
Theft by Shoplifting	-	11	11	
Trespass	-	6	6	
Vehicle Tampering	-	2	2	
Vehicle Theft 1	6	28	34	
Vehicle Theft 2	-	2	2	
Total	20	198	218	12.1%

Public Order/Administration

Bribery	-	1	1	
Contempt of Court	1	2	3	
Disorderly Conduct	-	11	11	
Enticement	-	1	1	
Escape 2	1	10	11	
Escape 4	-	1	1	
Escape	-	1	1	
Failure Satisfy Judgement	-	3	3	
Failure to Appear	-	10	10	
Failure to Comply	-	5	5	
Failure to Reg as Sex Offender 1	-	16	16	

Public Order/Administration	Female	Male	Total	Pct
Failure to Reg as Sex Offender 2	-	2	2	
Failure to Reg as Sex Offender	-	1	1	
Failure to Remand	-	1	1	
False Information	2	1	3	
Federal Offense	-	1	1	
Harassment	-	1	1	
Hindering Prosecution 1	-	1	1	
Interfere w/ Report of DV Crime	1	-	1	
Interfere w/ Officer-Resist Arrest	-	1	1	
Interference w/ Official Proceeding	-	1	1	
Making a False Report	-	3	3	
Promoting Contraband 1	1	-	1	
Protective Order for Stalking & Sex	-	1	1	
Resist/Interfere Arrest	-	2	2	
Resist/Interfere Officer	1	3	4	
Take Game Animal in Closed Seaso	-	2	2	
Tampering w/ Witness 1	-	1	1	
Terroristic Threatening	-	2	2	
Unlawful Contact 1	-	1	1	
Urinating in Public	-	1	1	
Violate Conditions of Release	7	19	26	
Violate DV Restraining Order	1	10	11	
Total	15	116	131	7.3%
Parole/Probation Violations				
Parole Violation	1	46	47	
Probation Violation	23	210	233	
Total	24	256	280	15.6%
Non-Registerable Sex Offenses				
Practicing Prostitution	6	-	6	
Total	6	-	6	0.3%
Registerable Sex Offense				
Attempted Sex Abuse 1	-	4	4	
Attempted Sex Abuse Minor 2	-	5	5	
Attempted Sex Abuse Minor 3	-	2	2	
Attempted Sex Assault 1	-	10	10	
Attempted Sex Assault 2	-	4	4	
Attempted Sex Assault 3	-	1	1	
Incest	-	1	1	
Indecent Exposure 1	-	1	1	
Indecent Exposure 2	-	1	1	
Indecent Exposure	-	1	1	
Rape	-	1	1	
Sex Abuse Minor 1	-	57	57	
Sex Abuse Minor 2	1	62	63	



Registerable Sex Offense	Female	Male	Total	Pct
Sex Abuse Minor 3	-	2	2	
Sex Assault 1	-	88	88	
Sex Assault 2	-	47	47	
Sex Assault 3	-	15	15	
Solicitation Sex Abuse 1	-	1	1	
Total	1	303	304	16.9%

Traffic/Driving	Female	Male	Total	Pct
Drive w License Canc/Susp/Rev/Li	-	10	10	
Fail to Stop at Direction of Officer	2	4	6	
Fail to Stop at Direction of Officer	-	1	1	
Reckless Driving	-	3	3	
Valid Operators License Required	-	2	2	
Total	2	20	22	1.2%

Weapons	Female	Male	Total	Pct
Misconduct - Weapons 2	-	5	5	
Misconduct - Weapons 3	-	6	6	
Misconduct - Weapons 4	1	2	3	
Total	1	13	14	0.8%

Total All	193	1,604	1,797	100.0%
------------------	------------	--------------	--------------	---------------

Juveniles

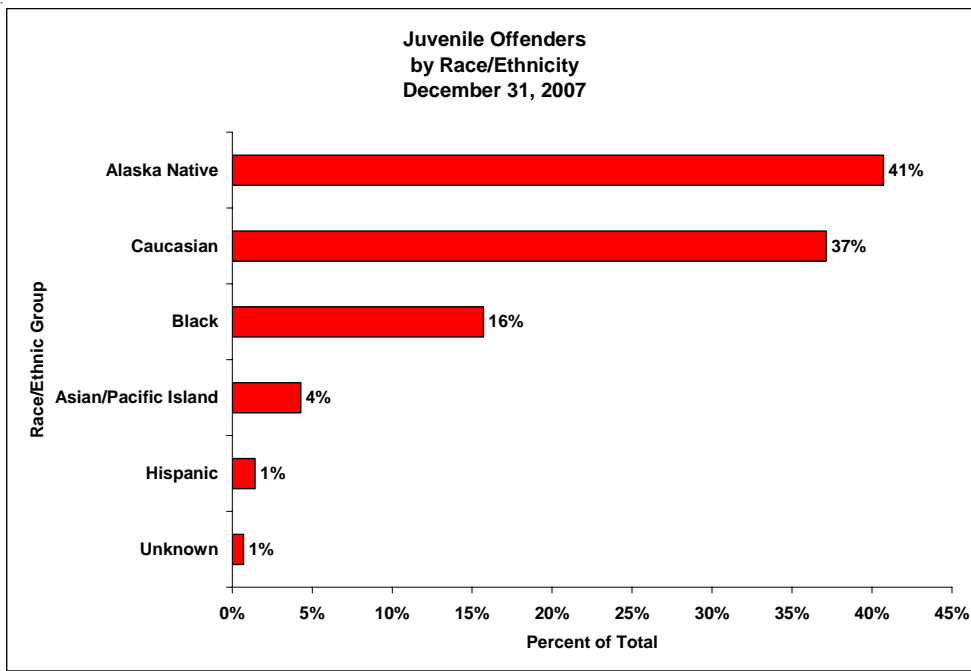
Notes:

Includes information about all offenders who are less than 20 years old.

A small number of Native Americans who are not indigenous to Alaska are included in the Alaska Native category.

**Distribution of Juvenile Offenders
December 31, 2007**

In-State Institutions	Female	Male	Total
Anchorage CCE	0	26	26
Anchorage CCW	0	19	19
Anvil Mountain CC	2	9	11
Fairbanks CC	1	9	10
Hiland Mountain CC	8	0	8
Ketchikan CC	1	0	1
Lemon Creek CC	0	5	5
Mat-Su Pretrial	2	7	9
Palmer Minimum CC	0	0	0
Palmer Medium CC	0	5	5
Point Mackenzie CF	0	0	0
Spring Creek CC	0	16	16
Wildwood CC	0	3	3
Wildwood Pretrial	1	8	9
Yukon-Kuskokwim CC	0	7	7
<i>Total</i>	<i>15</i>	<i>114</i>	<i>129</i>
 Out-of-State Institutions			
Red Rock CC - Arizona	0	0	0
<i>Total</i>	<i>0</i>	<i>0</i>	<i>0</i>
 CRC's			
Cordova Center	1	1	2
Glacier Manor	1	2	3
North Star Center	0	2	2
Parkview Center	0	2	2
SeasideCenter	1	0	1
Tundra Center	0	1	1
<i>Total</i>	<i>3</i>	<i>8</i>	<i>11</i>
 Special Offsite Programs			
Anchorage Electronic Monitoring	0	0	0
<i>Total</i>	<i>0</i>	<i>0</i>	<i>0</i>
 Total All	 18	 122	 140



**Demographic Information for Juvenile Offenders
December 31, 2007**

Ethnicity	Female	Male	Total
Alaska Native	7	50	57
Asian/Pacific Island	1	5	6
Black	2	20	22
Caucasian	7	45	52
Hispanic	1	1	2
Unknown	0	1	1
Total	18	122	140

Age (years)	Female	Male	Total
16	0	5	5
17	0	4	4
18	8	38	46
19	10	75	85
Total	18	122	140

<i>Mean Age (years)</i>	<i>18.56</i>	<i>18.50</i>	<i>18.51</i>
<i>Median Age (years)</i>	<i>19.00</i>	<i>19.00</i>	<i>19.00</i>

Length of Time From Admission	Female	Male	Total
Under 1 month	11	38	49
1 month to 6 months	4	59	63
7 months to 12 months	1	14	15
12 months and over	2	11	13
Total	18	122	140

<i>Mean Length (months)</i>	<i>3.67</i>	<i>4.16</i>	<i>4.16</i>
<i>Median Length (months)</i>	<i>< 1</i>	<i>2.00</i>	<i>1.50</i>

**Offense Classifications of Juvenile Offenders
December 31, 2007**

Offense Level	Female	Male	Total	Pct
Felony	11	76	87	68.0%
Misdemeanor	3	33	36	28.1%
Violation	2	3	5	3.9%
Total	16	112	128	100.0%
Alcohol				
Driving While Intoxicated	0	3	3	
Minor Consuming	2	4	6	
Total	2	7	9	6.4%
Drugs				
Misconduct - Controlled Substance 4	0	2	2	
Total	0	2	2	1.4%
Person				
Assault 1	0	4	4	
Assault 2	0	2	2	
Assault 3	1	4	5	
Assault 4	3	8	11	
Assault	1	1	2	
Attempted Murder 1	0	7	7	
Manslaughter	0	1	1	
Murder 1	1	5	6	
Murder 2	0	1	1	
Robbery 1	2	11	13	
Robbery 2	1	8	9	
Total	9	52	61	43.6%
Property				
Attempted Theft 2	1	0	1	
Burglary 1	0	7	7	
Burglary 2	0	3	3	
Conceal Merch - <\$50	0	1	1	
Criminal Impersonation 1	0	1	1	
Criminal Mischief 3	0	5	5	
Criminal Trespass 2	1	0	1	
Forgery 2	0	1	1	
Scheme to Defraud	0	1	1	
Theft 2	0	4	4	
Theft 3	1	1	2	
Vehicle Theft 2	0	1	1	
Total	3	25	28	20.0%
Public Order/Administration				
Escape 4	0	1	1	
Escape	0	1	1	
Failure to Satisfy Judgement	0	1	1	
Failure to Appear	0	1	1	
Failure to Comply	0	1	1	

	Female	Male	Total	Pct
Public Order/Administration				
Federal Offense	0	1	1	
Fugitive from Justice	0	1	1	
Violate Conditions of Release	2	3	5	
Total	2	10	12	8.6%
Parole/Probation Violations				
Parole Violation	0	0	0	
Probation Violation	0	9	9	
Total	0	9	9	6.4%
Registerable Sex Offenses				
Attempted Sex Abuse 1	0	1	1	
Attempted Sex Abuse Minor 2	0	1	1	
Sex Abuse Minor 1	0	3	3	
Sex Abuse Minor 2	0	3	3	
Sex Assault 1	0	3	3	
Sex Assault 2	0	3	3	
Sex Assault 3	0	1	1	
Total	0	15	15	10.7%
Traffic/Driving				
Drive with License Susp/Canc/Rev/Lim	0	1	1	
Fail to Stop at Direction of Officer 1	2	0	2	
Total	2	1	3	2.1%
Weapons				
Misconduct - Weapons 2	0	1	1	
Total	0	1	1	0.7%
Total All	18	122	140	100.0%

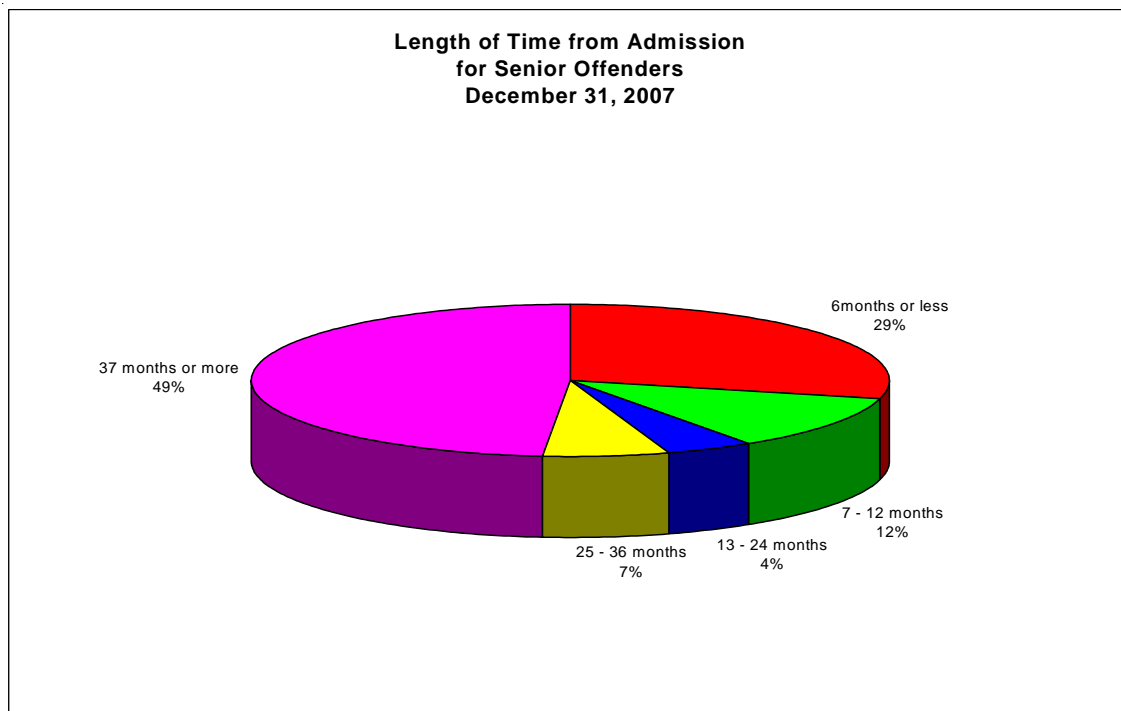
Seniors

Notes:

Includes information about all offenders in the OTIS database who are 60 years old or older, Alaska Native race category includes a small number of Native Americans not indigenous to Alaska.

**Distribution of Senior Offenders
December 31, 2007**

In-State Institutions	Female	Male	Total
Anchorage CCE	-	12	12
Anchorage CCW	-	11	11
Fairbanks CC	-	6	6
Hiland Mountain CC	5	-	5
Ketchikan CC	-	1	1
Lemon Creek CC	-	2	2
Mat-Su PreTrial	1	-	1
Palmer Minimum CC	-	3	3
Palmer Medium CC	-	7	7
Point MacKenzie CF	-	1	1
Spring Creek CC	-	14	14
Wildwood CC	-	4	4
Wildwood PreTrial	-	2	2
Yukon-Kuskokwim CC	-	3	3
<i>Total</i>	<i>6</i>	<i>66</i>	<i>72</i>
Out-of-State Institutions			
Red Rock CC - Arizona	-	55	55
Washington State Prison	-	1	
Federal Bureau of Prisons	-	2	2
<i>Total</i>	<i>-</i>	<i>58</i>	<i>58</i>
CRC's			
Glennwood Center	1	-	1
North Star Center	1	-	1
Parkview Center	-	2	2
Seaside Center	-	1	1
Tundra Center	-	1	1
<i>Total</i>	<i>2</i>	<i>4</i>	<i>6</i>
Special Offsite Programs			
Anchorage Electronic Monitoring	1	-	1
Fairbanks Electronic Monitoring	-	1	1
<i>Total</i>	<i>1</i>	<i>1</i>	<i>2</i>
Total All	9	129	138



**Demographic Information for Senior Offenders
December 31, 2007**

Ethnicity	Female	Male	Total
Asian/Pacific Island	1	-	1
Black	2	6	8
Caucasian	3	82	85
Hispanic	-	1	1
Alaska Native	3	40	43
Unknown	-	-	-
Total	9	129	138

Age Group (Years)	Female	Male	Total
60 - 64	5	79	84
65 - 69	3	29	32
70 - 74	1	12	13
75 - 79	-	9	9
80 and over	-	-	-
Total	9	129	138

<i>Mean Age</i>	<i>63.78</i>	<i>64.73</i>	<i>64.67</i>
<i>Median Age</i>	<i>62.00</i>	<i>64.00</i>	<i>64.00</i>

Length of time from admission	Female	Male	Total
6 months or less	6	34	40
7 months - 12 months	1	15	16
13 months - 24 mon	-	6	6
25 months 36 months	-	9	9
37 months or more	2	65	67
Total	9	129	138

<i>Mean Length (months)</i>	<i>28.67</i>	<i>60.81</i>	<i>58.72</i>
<i>Median Length (months)</i>	<i>3.00</i>	<i>37.00</i>	<i>31.50</i>

Offense Classifications of Senior Offenders
December 31, 2007

Offense Level	Female	Male	Total	Pct
Felony	6	117	123	89.1%
Misdemeanor	3	12	15	10.9%
Total	9	129	138	100.0%

Alcohol

Driving While Intoxicated	1	5	6	
Felony DWI - 2+ Priors w/in 5 Yrs	-	5	5	
Total	1	10	11	8.0%

Drugs

Attempted MICS 3	-	1	1	
Misconduct-Controlled Substance 2	-	1	1	
Misconduct-Controlled Substance 3	1	1	2	
Misconduct-Controlled Substance 4	-	2	2	
Misconduct-Controlled Substance 6	-	1	1	
Total	1	6	7	5.1%

Person

Assault 1	-	4	4	
Assault 2	-	1	1	
Assault 3	-	2	2	
Assault 4	1	1	2	
Attempted Murder 1	-	1	1	
Contribute to the Delinquency Minor	-	1	1	
Endanger Vulnerable Adult 1	-	1	1	
Kidnapping	-	2	2	
Manslaughter	-	4	4	
Murder 1	1	26	27	
Murder 2	1	8	9	
Robbery 1	-	1	1	
Total	3	52	55	39.9%

Property

Conceal Merch - <\$50	-	1	1	
Scheme to Defraud	1	1	2	
Theft 2	2	1	3	
Theft 3	1	-	1	
Total	4	3	7	5.1%

Parole/Probation Violations	Female	Male	Total	Pct
Parole Violation	-	4	4	
Probation Violation	-	6	6	
Total	-	10	10	7.2%
Public Order/Administration				
Contempt of Court	-	1	1	
Failure to Appear	-	1	1	
Federal Offense	-	1	1	
Violate DV Restraining Order	-	1	1	
Total	-	4	4	2.9%
Registerable Sex Offenses				
Attempted Sex Abuse 1	-	1	1	
Possess Child Pornography	-	2	2	
Sex Abuse Minor 1	-	17	17	
Sex Abuse Minor 2	-	9	9	
Sex Assault 1	-	11	11	
Sex Assault 2	-	2	2	
Sex Assault 3	-	2	2	
Total	-	44	44	31.9%
Total All	9	129	138	100.0%

Sex Offenders

Notes:

Includes information about all offenders in the OTIS database who have listed as their most serious charge an offense that would unambiguously identify them as a registerable sex offender.

**Distribution of Sex Offenders
December 31, 2007**

In-State Institutions	Female	Male	Total
Anchorage CCE	-	37	37
Anchorage CCW	-	57	57
Anvil Mountain CC	-	12	12
Fairbanks CC	-	13	13
Hiland Mountain CC	3	-	3
Ketchikan CC	-	8	8
Lemon Creek CC	-	22	22
Mat-Su Pretrial	-	6	6
Palmer Minimum CC	-	30	30
Palmer Medium CC	-	23	23
Spring Creek CC	-	94	94
Wildwood CC	-	27	27
Wildwood Pretrial	-	8	8
Yukon-Kuskokwim CC	-	18	18
<i>Total</i>	<i>3</i>	<i>355</i>	<i>358</i>
Out-of-State Institutions			
Red Rock CC - Arizona	-	223	223
Washington State Prison	-	1	1
<i>Total</i>	<i>-</i>	<i>224</i>	<i>224</i>
CRC's			
Glennwood Center	-	1	1
<i>Total</i>	<i>-</i>	<i>1</i>	<i>1</i>
Total All	3	580	583

**Demographic Information for Sex Offenders
December 31, 2007**

Ethnicity	Female	Male	Total
Asian/Pacific Island	-	10	10
Black	-	27	27
Caucasian	2	226	228
Hispanic	-	10	10
Alaska Native	1	303	304
Unknown	-	4	4
Total	3	580	583

Age Group (Years)	Female	Male	Total
19 and Under	-	15	15
20 - 24	1	78	79
25 - 29	-	64	64
30 - 34	-	47	47
35 - 39	1	63	64
40 - 44	-	101	101
45 - 49	1	74	75
50 - 54	-	54	54
55 - 59	-	40	40
60 - 64	-	25	25
65 and over	-	19	19
Total	3	580	583

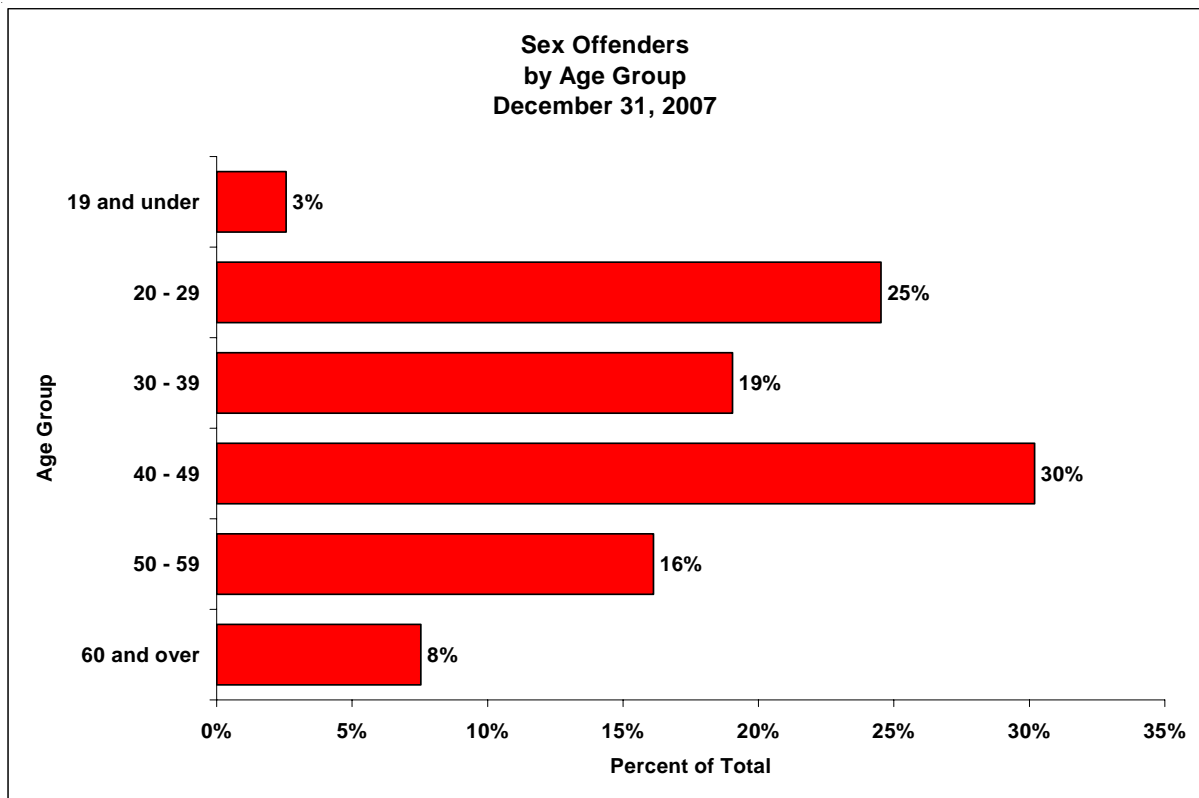
<i>Mean Age</i>	<i>34.33</i>	<i>39.89</i>	<i>39.86</i>
<i>Median Age</i>	<i>37.00</i>	<i>41.00</i>	<i>41.00</i>

Length of time from admission			
6 months or less	-	132	132
7 months - 12 months	1	72	73
13 months - 24 months	1	109	110
25 months 36 months	-	67	67
37 months or more	1	200	201
Total	3	580	583

<i>Mean Length (months)</i>	<i>37.33</i>	<i>34.00</i>	<i>34.02</i>
<i>Median Length (months)</i>	<i>18.00</i>	<i>21.00</i>	<i>21.00</i>

**Offense Classifications for Sex Offenders
December 31, 2007**

Offense Level	Female	Male	Total	Pct
Felony	3	574	577	99.0%
Misdemeanor	-	6	6	1.0%
Total	3	580	583	100.0%



Registerable Sex Offenses	Female	Male	Total
Attempted Sex Abuse 1	-	15	15
Attempted Sex Abuse Minor 2	-	13	13
Attempted Sex Abuse Minor 3	-	2	2
Attempted Sex Assault 1	-	14	14
Attempted Sex Assault 2	-	5	5
Attempted Sex Assault 3	-	1	1
Distribute Child Pornography	-	2	2
Incest	-	1	1
Indecent Exposure 1	-	2	2
Indecent Exposure 2	-	1	1
Indecent Exposure	-	1	1
Possess Child Pornography	-	11	11
Rape	-	1	1
Sex Abuse Minor 1	2	156	158
Sex Abuse Minor 2	1	121	122
Sex Abuse Minor 3	-	2	2
Sex Assault 1	-	147	147
Sex Assault 2	-	64	64
Sex Assault 3	-	20	20
Solicitation Sex Abuse 1	-	1	1
Total	3	580	583

Substance Abusers

Notes:

Includes information about all offenders in the OTIS database who have listed as their most serious charge an offense related to alcohol or drugs.

**Distribution of Substance Abuse Offenders
December 31, 2007**

In-State Institutions	Alcohol			Drugs		
	Female	Male	Total	Female	Male	Total
Anchorage CCE	-	41	41	1	22	23
Anchorage CCW	-	28	28	-	24	24
Anvil Mountain CC	3	4	7	1	5	6
Fairbanks CC	3	20	23	5	23	28
Hiland Mountain CC	46	0	46	66	-	66
Ketchikan CC	-	1	1	4	10	14
Lemon Creek CC	2	20	22	2	17	19
Mat-Su Pretrial	1	17	18	1	6	7
Palmer Minimum CC	-	18	18	-	15	15
Palmer Medium CC	-	29	29	-	37	37
Point MacKenzie CF	-	25	25	-	17	17
Spring Creek CC	-	24	24	-	39	39
Wildwood CC	-	55	55	-	23	23
Wildwood Pretrial	5	7	12	1	10	11
Yukon-Kuskokwim CC	-	5	5	-	-	-
<i>Total</i>	<i>60</i>	<i>294</i>	<i>354</i>	<i>81</i>	<i>248</i>	<i>329</i>
Out-of-State Institutions						
Red Rock CC - Arizona	-	16	16	-	50	50
<i>Total</i>	<i>-</i>	<i>16</i>	<i>16</i>	<i>-</i>	<i>50</i>	<i>50</i>
CRC's						
Clitheroe Center	-	-	-	-	1	1
Cordova Center	4	17	21	1	8	9
Glacier Manor	2	13	15	1	10	11
Glennwood Center	-	8	8	1	17	18
Midtown Center	-	3	3	-	-	-
North Star Center	1	12	13	1	5	6
Parkview Center	-	13	13	-	7	7
Seaside Center	-	2	2	-	-	-
Tundra Center	-	5	5	-	1	1
<i>Total</i>	<i>7</i>	<i>73</i>	<i>80</i>	<i>4</i>	<i>49</i>	<i>53</i>
Special Offsite Programs						
Anchorage Electronic Monitoring	8	27	35	2	11	13
Anchorage CRC Monitoring	-	-	-	-	1	1
Fairbanks Electronic Monitoring	1	10	11	2	8	10
Kenai Electronic Monitoring	-	2	2	1	-	1
Ketchikan Electronic Monitoring	1	-	1	1	-	1
<i>Total</i>	<i>10</i>	<i>39</i>	<i>49</i>	<i>6</i>	<i>20</i>	<i>26</i>
Total All	77	422	499	91	367	458

**Demographic Information for Substance Abuse Offenders
December 31, 2007**

Ethnicity	Alcohol			Drugs		
	Female	Male	Total	Female	Male	Total
Asian/Pacific Island	0	7	7	2	10	12
Black	1	15	16	4	81	85
Caucasian	39	274	313	66	225	291
Hispanic	0	11	11	0	10	10
Alaska Native	36	115	151	18	41	59
Unknown	1	0	1	1	0	1
Total	77	422	499	91	367	458
Age Group (Years)						
19 and Under	2	7	9	-	2	2
20 - 24	6	41	47	11	49	60
25 - 29	10	66	76	18	86	104
30 - 34	9	52	61	9	59	68
35 - 39	13	67	80	20	43	63
40 - 44	14	72	86	12	51	63
45 - 49	15	56	71	13	42	55
50 - 54	5	39	44	5	20	25
55 - 59	2	12	14	2	9	11
60 - 64	1	8	9	-	3	3
65 and over	-	2	2	1	3	4
Total	77	422	499	91	367	458
<i>Mean Age</i>	<i>37.96</i>	<i>37.80</i>	<i>37.83</i>	<i>36.47</i>	<i>35.44</i>	<i>35.64</i>
<i>Median Age</i>	<i>38.00</i>	<i>38.00</i>	<i>38.00</i>	<i>37.00</i>	<i>33.00</i>	<i>34.00</i>
Length of time from admission						
6 months or less	58	291	349	59	152	211
7 months - 12 months	16	57	73	11	80	91
13 months - 24 months	2	61	63	14	70	84
25 months - 36 months	1	9	10	5	35	40
37 months or more	-	4	4	2	30	32
Total	77	422	499	91	367	458
<i>Mean Length (months)</i>	<i>4.25</i>	<i>5.96</i>	<i>5.69</i>	<i>7.80</i>	<i>13.02</i>	<i>11.98</i>
<i>Median Length (months)</i>	<i>3.00</i>	<i>3.00</i>	<i>3.00</i>	<i>4.00</i>	<i>8.00</i>	<i>7.00</i>

**Offense Classifications of Substance Abuse Offenders
December 31, 2007**

Offense Level	Alcohol			
	Female	Male	Total	Pct
Felony	58	296	354	70.9%
Misdemeanor	18	124	142	28.5%
Violation	1	2	3	0.6%
Total	77	422	499	100.0%

Offenses

Drunk Person on Licenses Premises	-	2	2
Driving While Intoxicated	15	117	132
Felony DWI - 2+ Priors w/in 5 Yrs	54	262	316
Felony Refusal of Chem Test- 2+ Priors	2	12	14
Furnish Alcohol to Minor	-	10	10
Manufacture, Sell, Offer for Sale	2	5	7
Importation of Alcohol	1	1	2
License or Permit Required	-	2	2
Manuf/Sell Alcohol w/o lic - in Dry Area	-	1	1
Minor Consuming/Possessing Alcohol	2	6	8
Prohibition of Importation after Election	1	2	3
Refuse to Submit to Chem Test	-	1	1
Send/Bring Alcohol to Dry Area - Lg Amt	-	1	1
Total	77	422	499

Offense Level	Drugs			
	Female	Male	Total	Pct
Felony	89	361	450	98.3%
Misdemeanor	2	6	8	1.7%
Total	91	367	458	100.0%

Offenses

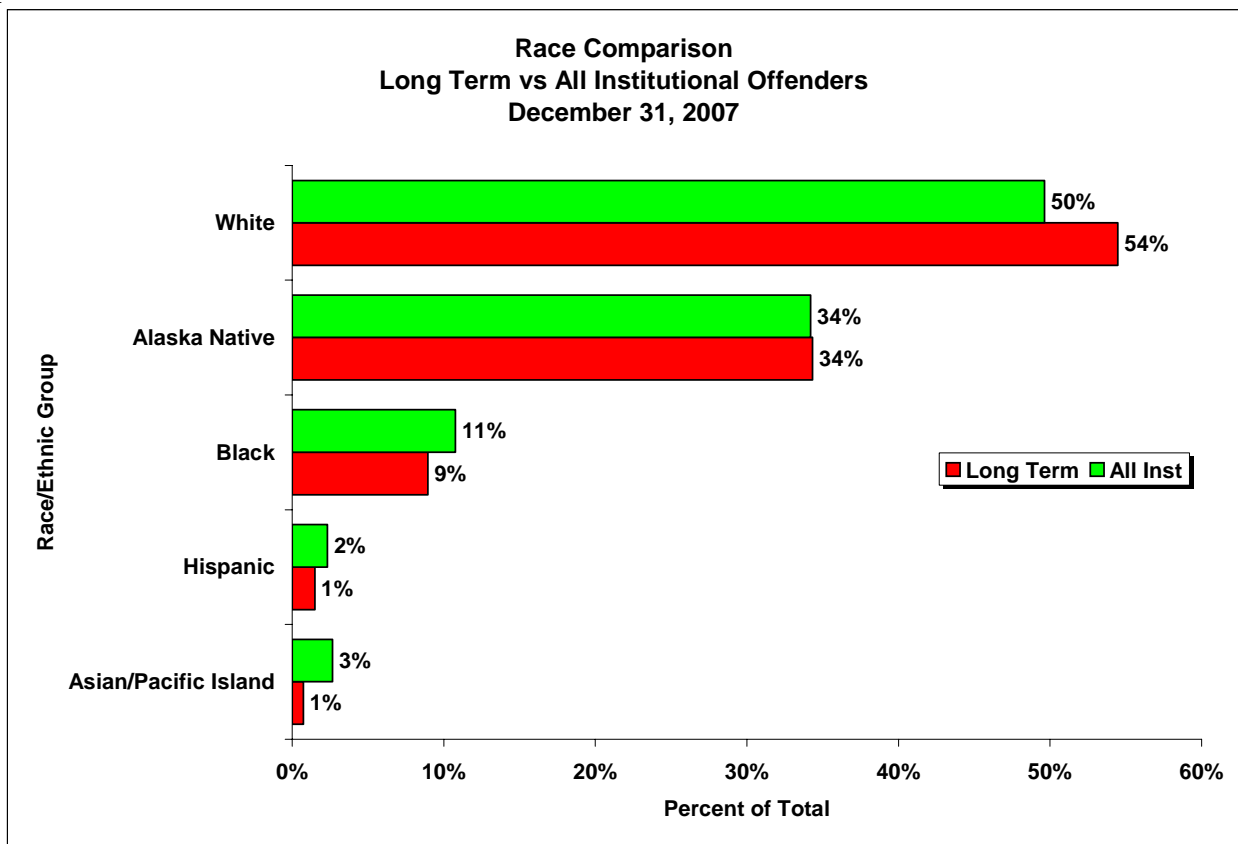
Attempted MICS 2	1	16	17
Attempted MICS 3	1	4	5
Attempted MICS 4	2	1	3
Conspiracy Drugs 2	1	0	1
Misconduct - Controlled Substance 1	2	5	7
Misconduct -Controlled Substance 2	15	73	88
Misconduct - Controlled Substance 3	25	96	121
Misconduct - Controlled Substance 4	44	167	211
Misconduct - Controlled Substance 5	-	2	2
Misconduct - Controlled Substance 6	-	3	3
Total	91	367	458

Long Term Offenders

Notes:

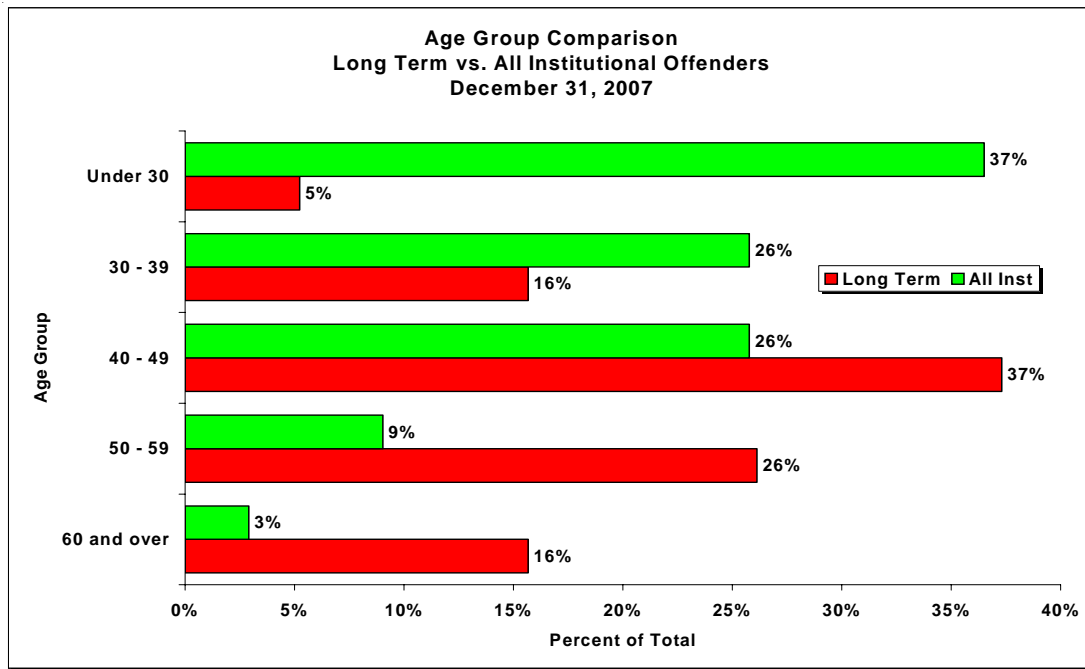
Includes information about all offenders in the OTIS database who have been in continuous DOC custody for ten (10) years or more.

Alaska Native race category includes a small number of Native Americans not indigenous to Alaska.



**Distribution of Long Term Offenders
December 31, 2007**

In-State Institutions	Female	Male	Total
Anchorage CCE	-	1	1
Anchorage CCW	-	3	3
Hiland Mountain CC	5	-	5
Lemon Creek CC	-	1	1
Palmer Minimum CC	-	4	4
Palmer Medium CC	-	3	3
Spring Creek CC	-	39	39
<i>Total</i>	5	51	56
Out-of-State Institutions			
Red Rock CC - Arizona	-	73	73
Federal Bureau of Prisons	1	3	4
<i>Total</i>	1	76	77
CRC's			
Glennwood Center	1	-	1
<i>Total</i>	1	-	1
Total All	7	127	134



**Demographic Information for Long Term Offenders
December 31, 2007**

	Female	Male	Total
Ethnicity			
Asian/Pacific Island	-	1	1
Black	-	12	12
Caucasian	5	68	73
Hispanic	-	2	2
Alaska Native	2	44	46
Total	7	127	134

Age Group (Years)	Female	Male	Total
19 and Under	-	-	-
20 - 24	-	-	-
25 - 29	-	7	7
30 - 34	-	5	5
35 - 39	1	15	16
40 - 44	2	21	23
45 - 49	2	25	27
50 - 54	-	23	23
55 - 59	-	12	12
60 - 64	-	12	12
65 and over	2	7	9
Total	7	127	134

<i>Mean Years</i>	<i>50.00</i>	<i>47.68</i>	<i>47.81</i>
<i>Median Years</i>	<i>48.00</i>	<i>47.00</i>	<i>47.00</i>

Length of time from admission (years)

10 to 14	5	52	57
15 to 19	-	31	31
20 to 24	1	31	32
25 and over	1	13	14
Total	7	127	134
<i>Mean Years</i>	<i>13.77</i>	<i>17.62</i>	<i>17.42</i>
<i>Median Years</i>	<i>10.08</i>	<i>17.00</i>	<i>16.63</i>

**Offense Classifications of Long Term Offenders
December 31, 2007**

Offense Level	Female	Male	Total	Pct
Felony	7	127	134	100%
Total	7	127	134	100%
Person				
Attempted Assault 1	-	1	1	
Attempted Murder 1	-	6	6	
Kidnapping	-	7	7	
Manslaughter	-	1	1	
Murder 1	5	61	66	
Murder 2	2	33	35	
Robbery 1	-	1	1	
Robbery 2	-	1	1	
Total	7	111	118	88%
Registerable Sex Offenses				
Sex Abuse Minor 1	-	2	2	
Sex Abuse Minor 2	-	3	3	
Sex Assault 1	-	10	10	
Total	-	15	15	11%
Weapons				
Misconduct Involving Weapons 1	-	1	1	
Total	-	1	1	1%
Total All	7	127	134	100%

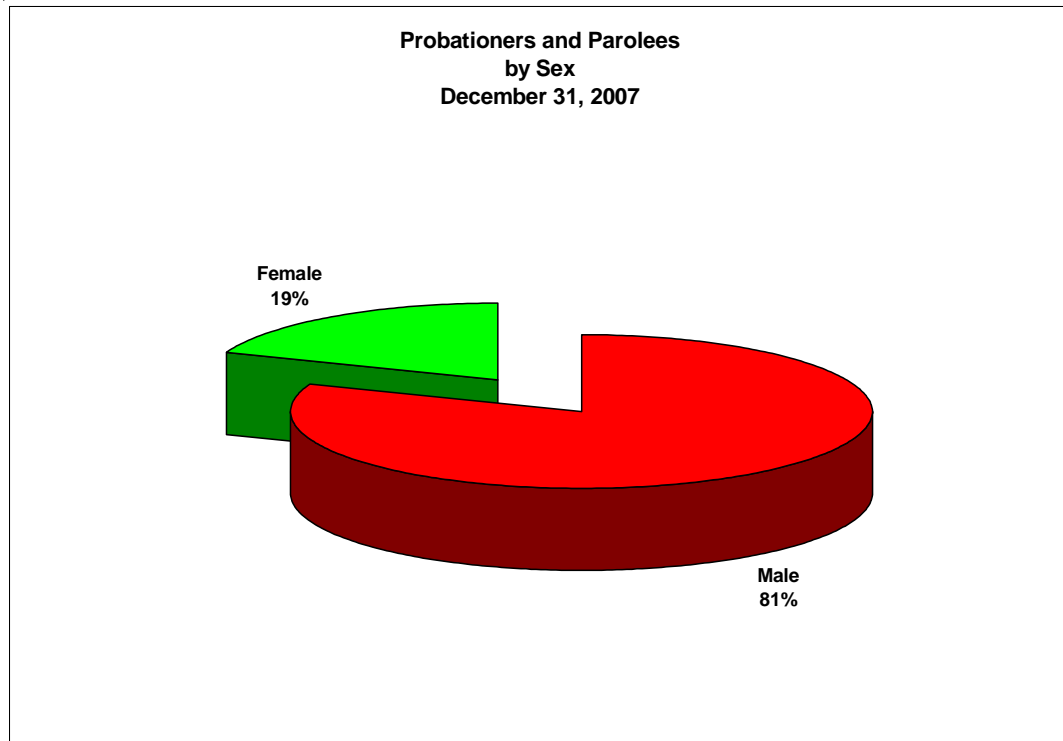
Probation and Parole

Notes:

Includes information about all probationers and parolees under the supervision of the Division of Probation and Parole who are entered into the OTIS database.

Consists of a snapshot of probationers and parolees entered into the OTIS database on or before December 31, 2007.

Alaska Native race category includes a small number of Native Americans not indigenous to Alaska.



**Supervising Authority for Probationers/Parolees
Under Supervision on December 31, 2003-2007**

Offices	Females					Males					All				
	07	06	05	04	03	07	06	05	04	03	07	06	05	04	03
Anchorage	480	473	463	458	467	2,075	1,966	1,923	1,828	1,878	2,555	2,439	2,386	2,286	2,345
Barrow	7	4	6	8	9	34	41	45	64	51	41	45	51	72	60
Bethel	15	23	27	27	31	212	232	261	236	279	227	255	288	263	310
Dillingham	8	10	5	1	2	68	71	64	60	66	76	81	69	61	68
Fairbanks	154	145	134	130	116	538	592	557	553	565	692	737	691	683	681
Juneau	47	52	55	53	49	214	235	221	205	203	261	287	276	258	252
Kenai	127	98	75	62	61	470	384	308	262	243	597	482	383	324	304
Ketchikan	32	31	24	29	29	110	118	123	139	139	142	149	147	168	168
Kodiak	15	15	20	24	24	89	86	69	68	68	104	101	89	92	92
Kotzebue	21	26	22	13	17	78	101	99	91	86	99	127	121	104	103
Nome	12	13	8	14	13	65	66	58	89	65	77	79	66	103	78
Palmer	157	132	110	114	120	564	470	408	425	404	721	602	518	539	524
Sitka	19	21	27	25	16	63	59	68	62	45	82	80	95	87	61
Total All	1,094	1,043	976	958	954	4,580	4,421	4,204	4,082	4,092	5,674	5,464	5,180	5,040	5,046

**Demographic Information for Probationers/Parolees
Under Supervision on December 31, 2003-2007**

Ethnicity	Females					Males					All				
	07	06	05	04	03	07	06	05	04	03	07	06	05	04	03
Asian/Pac Is	37	35	31	31	32	185	153	142	129	120	222	188	173	160	152
Black	64	69	70	76	74	417	408	388	386	372	481	477	458	462	446
Hispanic	19	14	12	13	15	138	138	122	105	127	157	152	134	118	142
AK Native	273	273	256	241	225	1,173	1,200	1,216	1,213	1,209	1,446	1,473	1,472	1,454	1,434
White	669	623	566	550	566	2,604	2,466	2,269	2,189	2,208	3,273	3,089	2,835	2,739	2,774
Unknown	32	29	41	47	42	63	56	67	60	56	95	85	108	107	98
Total	1,094	1,043	976	958	954	4,580	4,421	4,204	4,082	4,092	5,674	5,464	5,180	5,040	5,046
Age Group															
19 & Under	14	18	15	12	16	89	98	106	101	115	103	116	121	113	131
20-24	193	176	149	142	131	775	795	783	773	774	968	971	932	915	905
25-29	179	175	156	148	145	859	713	679	615	618	1,038	888	835	763	763
30-34	168	161	166	160	168	590	577	547	561	583	758	738	713	721	751
35-39	146	152	141	128	141	548	575	540	548	540	694	727	681	676	681
40-44	149	130	131	154	154	545	569	543	549	563	694	699	674	703	717
45-49	123	117	115	110	108	468	494	483	456	447	591	611	598	566	555
50-54	75	65	55	60	50	342	289	252	241	222	417	354	307	301	272
55-59	26	25	29	28	26	209	163	138	128	115	235	188	167	156	141
60-64	16	16	14	11	11	81	77	79	59	64	97	93	93	70	75
65 & over	5	8	5	5	4	74	71	54	51	51	79	79	59	56	55
Total	1,094	1,043	976	958	954	4,580	4,421	4,204	4,082	4,092	5,674	5,464	5,180	5,040	5,046
<i>Mean Age</i>	<i>35.55</i>					<i>36.14</i>					<i>36.03</i>				
<i>Median Age</i>	<i>34.00</i>					<i>34.00</i>					<i>34.00</i>				

